

COMMITMENT TO QUALITY

# EDELMA<sup>®</sup>

AUTOMOTIVE FITTINGS & ASSORTMENTS



PLEWS-EDELMANN.COM

90079  
SUPERCEDES 90079

# COMMITMENT TO QUALITY

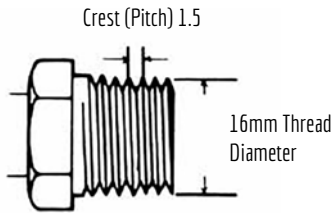
Edelmann® has a long history of commitment to offering you a comprehensive and constantly expanding line of quality automotive fittings and brake lines. A commitment we will continue in order to meet all your replacement fitting component needs.



Measurement Guide . . . . .	4
Double Compression Fittings . . . . .	5
Inverted Flared Tube Fittings . . . . .	6
S.A.E. 45° Flared Tube Fittings . . . . .	9
Compression Fittings . . . . .	12
Pipe Thread Fittings. . . . .	15
Special Fittings . . . . .	19
Oil Drain Plugs. . . . .	21
Hydraulic Brake Fittings. . . . .	22
Drain Cocks . . . . .	26
Shutoff Cocks . . . . .	28
Needle Valves . . . . .	29
Grease Fittings . . . . .	30
Plastic & Soft Rubber Fittings . . . . .	33
Hose Fittings – Push-On . . . . .	36
Hose Fittings – Clamp-Style . . . . .	37
Air Brake Fittings For Nylon Tubing . . . . .	39
Detachable Air Brake Fittings. . . . .	43
Air Brake Tubing. . . . .	45
Copperhead® (Copper-Nickel alloy) Brake Lines . . . . .	46
RhinoHide® PVF Brake Lines . . . . .	48
RhinoHide® PVF Adapters. . . . .	49
Coiled Tubing. . . . .	50
Dealer Fitting Assortments. . . . .	51
Jobber Fitting Assortments. . . . .	54
Numerical Listings. . . . .	57
Interchanges. . . . .	61

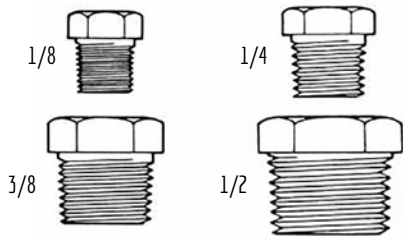


# MEASUREMENT GUIDE



## HOW TO MEASURE METRIC THREADS

Metric threads are designated by measuring the thread diameter and thread crest to crest distance (pitch) in millimeters. In the example used below, the thread diameter is 16 millimeters and the crest to crest (pitch) measurement is 1.5 millimeters. This would thus have a callout of M16X1.5 thread size. (For taper pipe OD sizes, measure the third thread from the end.)



Actual Pipe Thread Sizes

## CHART OF DRYSEAL AMERICAN (NATONAL) STANDARD TAPER PIPE THREADS (NPTF)

1/8 - 27	1/2 - 14	1-1/4 - 11-1/2
1/4 - 18	3/4 - 14	1-1/2 - 11-1/2
3/8 - 18	1 - 11-1/2	2 - 11-1/2

## TUBE FITTING THREAD SIZE COMPARISON CHART

The male connections have (male unified thread class 2 fit) UN-2A specification threads and the female connections have (female unified thread class 2 fit) UN-2B specification threads.

TUBE SIZE	STRAIGHT THREAD O-RING CONNECTIONS	45° FLARE SAE	INVERTED FLARE	COMPRESSION	DOUBLE COMPRESSION	AIR BRAKE
1/8	5/16 - 24	5/16 - 24	5/16 - 28	5/16 - 24	5/16 - 24	-
3/16	3/8 - 24	3/8 - 24	3/8 - 24	3/8 - 24	3/8 - 24	-
1/4	7/16 - 20	7/16 - 20	7/16 - 24	7/16 - 24	7/16 - 24	7/16 - 24
5/16	1/2 - 20	1/2 - 20	1/2 - 20	1/2 - 24	1/2 - 20	-
3/8	9/16 - 18	5/8 - 18	5/8 - 18	9/16 - 24	9/16 - 20	17/32 - 24
7/16	-	11/16 - 16	11/16 - 18	5/8 - 24	5/8 - 18	-
1/2	3/4 - 16	3/4 - 16	3/4 - 18	11/16 - 20	11/16 - 16	11/16 - 20
5/8	7/8 - 14	7/8 - 14	7/8 - 18	13/16 - 18	-	13/16 - 18
3/4	1-1/16 - 12	1-1/16 - 16	1-1/16 - 16	1 - 18	-	1 - 18
7/8	1-3/16 - 12	-	-	-	-	-
1	1-5/16 - 12	-	-	1-1/4 - 18	-	-
1-1/4	1-5/8 - 12	-	-	-	-	-
1-1/2	1-7/8 - 12	-	-	-	-	-
2	2-1/2 - 12	-	-	-	-	-

## SPECIFICATIONS The tables listed below give typical values at 73°F

### INVERTED FLARED FITTINGS

PSI	TUBE O.D. (in)	TUBE WALL (in)
2800	1/8	.030
1900	3/16	.030
1400	1/4	.030
1200	5/16	.032
1000	3/8	.032
750	1/2	.032
650	5/8	.035
550	3/4	.035
450	7/8	.035

### COMPRESSION FITTINGS

PSI	TUBE O.D. (in)	TUBE WALL (in)
400	1/8	.030
400	3/16	.030
300	5/16	.030
300	1/4	.032
200	3/8	.032
200	1/2	.032
150	5/8	.035
100	3/4	.035
75	7/8	.035

### S.A.E. 45° FLARED FITTINGS

PSI	TUBE O.D. (in)	TUBE WALL (in)
2800	1/8	.030
1900	3/16	.030
1400	1/4	.030
1200	5/16	.032
1000	3/8	.032
750	1/2	.032
650	5/8	.035
550	3/4	.035
450	7/8	.035

# DOUBLE COMPRESSION FITTINGS

Manufactured for low pressure applications and have fair vibration resistance. Assembly requires no flaring, allowing quick installation and removal of fittings. To assemble, insert tubing through nut into body of the fitting, as far as shoulder permits. Hand tighten as far as possible, then tighten with wrench 1-1/2 turns. The sleeve end of the nut is wedged in the tapered seat of the body, biting into the tubing, forming a liquid tight seal.

**RECOMMENDED USES:** Copper and aluminum tubing

**WORKING TEMPERATURE:** -65°F to 250°F

**MATERIAL:** Brass

**WORKING PRESSURE:** 400 psi up to 1/4"  
200 psi above 1/4"

**APPLICATIONS:** Air, grease lubrication, oil, water

## NUT

EDELMANN PART #	STD. PACK QTY.	WEATHERHEAD PART #	TUBE SIZE	THREAD SIZE
111200	5/BG	6100X2	1/8"	5/16-24
111300	5/BG	6100X3	3/16"	3/8-24
111400	5/BG	6100X4	1/4"	7/16-24
111500	5/BG	6100X5	5/16"	1/2-20
111600	1/BG	6100X6	3/8"	9/16-20



## MALE CONNECTOR

EDELMANN PART #	STD. PACK QTY.	WEATHERHEAD PART #	TUBE SIZE	PIPE THREAD
112220	5/BG	6200X2	1/8"	5/16-24F x 1/8-27M NPT
112320	5/BG	6200X3	3/16"	3/4-24F x 1/8-27M NPT
112420	5/BG	6200X4	1/4"	7/16-24F x 1/8-27M NPT
112520	5/BG	6200X5	5/16"	1/2-20F x 1/8-27M NPT
112640	1/BG	6200X6	3/8"	9/16-20F x 1/4-18M NPT



## MALE ELBOW

EDELMANN PART #	STD. PACK QTY.	WEATHERHEAD PART #	TUBE SIZE	PIPE THREAD
115320	5/BG	6400X3	3/16"	3/8-24F x 1/8-27M NPT
115420	5/BG	6400X4	1/4"	7/16-24F x 1/8-27M NPT



# INVERTED FLARED TUBE FITTINGS

**RECOMMENDED USES:** Copper, brass, aluminum and welded steel hydraulic tubing

**WORKING TEMPERATURE:** -65°F to 250°F

**MATERIAL:** Brass (some steel)

**APPLICATIONS:** Fuel and oil lines, automotive brake, LP and natural gas connections

Generally made in accordance with SAEJ512 and designed for use with copper, brass, aluminum and welded steel hydraulic tubing and flared like S.A.E. 45° flared fittings. A long nut is useful for excessive vibration. To make a connection, place the nut over the tubing, threaded end toward the tubing end to be flared. Flare tubing to create a 45° flare. The tube flare is clamped between nut and flare seat of body when screwed together. When assembly is tightened with a wrench, a leak-proof metal-to-metal joint is created.

## SOLID PLUG



EDELMANN PART #	STD. PACK QTY.	WEATHERHEAD PART #	TUBE SIZE	THREAD SIZE
120300	5/BG	131X3	3/16"	3/8-24
120400	5/BG	131X4	1/4"	7/16-24
120500	5/BG	131X5	5/16"	1/2-20
120600	5/BG	131X6	3/8"	5/8-18

## STANDARD STEEL NUT



EDELMANN PART #	STD. PACK QTY.	WEATHERHEAD PART #	TUBE SIZE	THREAD SIZE
121002	5/BG	105X2	1/8"	5/16-28
121003	5/BG	105X3	3/16"	3/8-24
121034	5/BG	-	3/16"	7/16-24
121039	5/BG	-	3/16"	9/16-18
121035	5/BG	-	3/16"	9/16-20
121072	5/BG	-	3/16"	1/2-20
121004	5/BG	105X4	1/4"	7/16-24
121045	5/BG	-	1/4"	1/2-20
121049	5/BG	-	1/4"	9/16-18
121005	5/BG	105X5	5/16"	1/2-20
121006	5/BG	105X6	3/8"	5/8-18
121067	5/BG	105X6X7	3/8"	11/16-18

## LONG STEEL NUT



EDELMANN PART #	STD. PACK QTY.	WEATHERHEAD PART #	TUBE SIZE	THREAD SIZE
121030	5/BG	7896X3	3/16"	3/8"-24
121031	5/BG	-	3/16"	7/16"-24
121040	5/BG	7896X4	1/4"	7/16"-24
121050	5/BG	-	3/16"	10-1.0MM (Long)

## METRIC STEEL NUT



EDELMANN PART #	STD. PACK QTY.	WEATHERHEAD PART #	TUBE SIZE	THREAD SIZE
121071	5/BG	-	3/16"	10-1.0MM (Short)
121073	5/BG	-	3/16"	11-1.0MM
121074	5/BG	-	3/16"	12-1.0MM
121068	5/BG	-	1/4"	12-1.0MM
121069	5/BG	-	5/16"	14-1.5MM
121070	5/BG	-	3/8"	16-1.5MM

## STANDARD BRASS NUT



EDELMANN PART #	STD. PACK QTY.	WEATHERHEAD PART #	TUBE SIZE	THREAD SIZE
121300	5/BG	100X3	3/16"	3/8-24
121400	5/BG	100X4	1/4"	7/16-24
121500	5/BG	100X5	5/16"	1/2-20
121600	5/BG	100X6	3/8"	5/8-18
121800	1/BG	100X8	1/2"	3/4-18

# INVERTED FLARED TUBE FITTINGS

## MALE ELBOW

EDELMANN PART #	STD. PACK QTY.	WEATHERHEAD PART #	TUBE SIZE	PIPE THREAD
122220	5/BG	402X2	1/8"	5/16-28F Inv. Fl x 1/8-27M NPT
122320	5/BG	402X3	3/16"	3/8-24F Inv. Fl x 1/8-27M NPT
122420	5/BG	402X4	1/4"	7/16-24F Inv. Fl x 1/8-27M NPT
122440	5/BG	402X4X4	1/4"	7/16-24F Inv. Fl x 1/4-18M NPT
122520	5/BG	402X5	5/16"	1/2-20F Inv. Fl x 1/8-27M NPT
122540	5/BG	402X5X4	5/16"	1/2-20F Inv. Fl x 1/4-18M NPT
122620	5/BG	402X6X2	3/8"	5/8-18F Inv. X 18-27M NPT
122640	5/BG	402X6	3/8"	5/8-18F Inv. Fl x 1/4-18M NPT
122660	1/BG	402X6X6	3/8"	5/8-18F Inv. Fl x 3/8-18M NPT
122860	1/BG	402X8	1/2"	3/4-18F Inv. Fl x 1/8-27M NPT



## STANDARD BRASS UNION

EDELMANN PART #	STD. PACK QTY.	WEATHERHEAD PART #	TUBE SIZE	THREAD SIZE
123200	5/BG	302X2	1/8"	5/16-28F Inv. Fl
123300	5/BG	302X3	3/16"	3/8-24F Inv. Fl
123900	5/BG	-	3/16"	9/16-18 Inv. Fl
123400	5/BG	302X4	1/4"	7/16-24F Inv. Fl
123500	5/BG	302X5	5/16"	1/2-20F Inv. Fl
123600	5/BG	302X6	3/8"	5/8-18F Inv. Fl
123800	1/BG	302X8	1/2"	3/4-18 Inv. Fl



## STANDARD STEEL UNION

EDELMANN PART #	STD. PACK QTY.	WEATHERHEAD PART #	TUBE SIZE	PIPE THREAD
273300	1/BG	-	3/16"	3/8-24F Inv. Fl
273400	1/BG	-	1/4"	7/16-24F Inv. Fl
273500	1/BG	-	5/16"	1/2-20F Inv. Fl
273600	1/BG	-	3/8"	5/8-18F Inv. Fl



## MALE CONNECTOR

EDELMANN PART #	STD. PACK QTY.	WEATHERHEAD PART #	TUBE SIZE	THREAD SIZE
124220	5/BG	202X2	1/8"	5/16-28F Inv. Fl x 1/8-27M NPT
124320	5/BG	202X3	3/16"	3/8-24F Inv. Fl x 1/8-27M NPT
124420	5/BG	202X4	1/4"	7/16-24F Inv. Fl x 1/8-27M NPT
124440	5/BG	202X4X4	1/4"	7/16-24F Inv. Fl x 1/4-18M NPT
124520	5/BG	202X5	5/16"	1/2-20F Inv. Fl x 1/8-27M NPT
124540	5/BG	202X5X4	5/16"	1/2-20F Inv. Fl x 1/4-18M NPT
124620	5/BG	202X6X2	3/8"	5/8-18F Inv. Fl x 1/8-27M NPT
124640	5/BG	202X6	3/8"	5/8-18F Inv. Fl x 1/4-18M NPT
124660	5/BG	202X6X6	3/8"	5/8-18F Inv. Fl x 3/8-18M NPT
124860	1/BG	202X8	3/8"	3/4-18F Inv. Fl x 3/8-18M NPT
124880	1/BG	202X8X8	1/2"	3/4-18F Inv. Fl x 1/2-14M NPT



## 45° MALE ELBOW

EDELMANN PART #	STD. PACK QTY.	WEATHERHEAD PART #	TUBE SIZE	PIPE THREAD
125320	5/BG	352X3	3/16"	3/8-24F Inv. Fl x 1/8-27M NPT
125420	5/BG	352X4	1/4"	7/16-24F Inv. Fl x 1/8-27M NPT
125520	5/BG	352X5	5/16"	1/2-20F Inv. Fl x 1/8-27M NPT
125640	5/BG	352X6	3/8"	5/8-18F Inv. Fl x 1/8-27M NPT



## FEMALE CONNECTOR

EDELMANN PART #	STD. PACK QTY.	WEATHERHEAD PART #	TUBE SIZE	PIPE THREAD
126220	5/BG	252X2	1/8"	5/16-28F Inv. Fl x 1/8-27M NPT
126320	5/BG	252X3	3/16"	3/8-24F Inv. Fl x 1/8-27M NPT
126420	5/BG	252X4	1/4"	7/16-24F Inv. Fl x 1/8-27M NPT
126520	5/BG	252X5	5/16"	1/2-20F Inv. Fl x 1/8-27M NPT
126640	1/BG	252X6	3/8"	5/8-18F Inv. Fl x 1/4-18F NPT
126860	1/BG	252X8	1/2"	3/4-18F Inv. Fl x 3/8-18F NPT



# INVERTED FLARED TUBE FITTINGS



## TRAILER BRAKE TEE

EDELMANN PART #	STD. PACK QTY.	WEATHERHEAD PART #	TUBE & THREAD SIZE			KELSEY-HAYES EQUIVALENT
			1	2	3	
127030	1/BG	7933	3/16" (9/16-18)	3/16" (3/8-24)	3/16" (9/16-18)	78496
127032	1/BG	7905	3/16" (9/16-20)	3/16" (3/8-24)	3/16" (9/16-20)	78498
127033	1/BG	7906	3/16" (1/2-20)	3/16" (3/8-24)	3/16" (1/2-20)	78499
127034	1/BG	7914	3/16" (7/16-24)	3/16" (3/8-24)	1/4" (7/16-24)	94971
127333	1/BG	7900	3/16" (3/8-24)	3/16" (3/8-24)	3/16" (3/8-24)	42324
127031	1/BG	7904	1/4" (9/16-18)	3/16" (3/8-24)	1/4" (9/16-18)	78497
127444	1/BG	7898	1/4" (7/16-24)	1/4" (7/16-24)	1/4" (7/16-24)	-



## UNION TEE

EDELMANN PART #	STD. PACK QTY.	WEATHERHEAD PART #	TUBE SIZE	THREAD SIZE
130222	5/BG	702X2	1/8"	5/16-28F Inv. Fl
130333	5/BG	702X3	3/16"	3/8-24F Inv. Fl
130444	5/BG	702X4	1/4"	7/16-24F Inv. Fl
130555	5/BG	702X5	5/16"	1/2-20F Inv. Fl
130666	1/BG	702X6	3/8"	5/8-18F Inv. Fl



# S.A.E. 45° FLARED TUBE FITTINGS

Manufactured in accordance with specifications of Society of Automotive Engineers. A long nut is available for applications with excessive vibration. To make a connection, place nut with threaded end toward tubing end to be flared. Flare tubing to create a 45° flare. Tube flare is clamped between nut and fitting flare when screwed together. A leak proof, metal-to-metal joint is created when assembly is tightened with a wrench. Disconnecting and reconnecting do not weaken the fitting joint.

**RECOMMENDED USES:** Copper, brass, aluminum and welded steel hydraulic tubing that can be flared

**WORKING TEMPERATURE:** -65°F to 250°F

**MATERIAL:** Brass

**WORKING PRESSURE:** Depends on temperature and the type of tubing used

**APPLICATIONS:** Fuel, air, oil, water, LP & natural gas lines

## SHORT NUT

EDELMANN PART #	STD. PACK QTY.	WEATHERHEAD PART #	TUBE SIZE	THREAD SIZE
141030	5/BG	1110X3	3/16"	3/8-24
141040	5/BG	1110X4	1/4"	7/16-20
141050	5/BG	1110X5	5/16"	1/2-20
141060	5/BG	1110X6	3/8"	5/8-18
141080	1/BG	1110X8	1/2"	3/4-16



## LONG NUT

EDELMANN PART #	STD. PACK QTY.	WEATHERHEAD PART #	TUBE SIZE	THREAD SIZE
141300	5/BG	41X3	3/16"	3/8-24
141400	5/BG	41X4	1/4"	7/16-20
141500	5/BG	41X5	5/16"	1/2-20
141600	5/BG	41X6	3/8"	5/8-18
141800	1/BG	41X8	1/2"	3/4-16



## UNION

EDELMANN PART #	STD. PACK QTY.	WEATHERHEAD PART #	TUBE SIZE	THREAD SIZE
142300	5/BG	42X3	3/16"	3/8-24
142400	5/BG	42X4	1/4"	7/16-20
142500	5/BG	42X5	5/16"	1/2-20
142600	5/BG	42X6	3/8"	5/8-18
142800	1/BG	42X8	1/2"	3/4-16
142900	1/BG	42X10	5/8"	7/8-14



## UNION TEE

EDELMANN PART #	STD. PACK QTY.	WEATHERHEAD PART #	TUBE SIZE	THREAD SIZE
144400	1/BG	44X4	1/4"	7/16-20
144800	1/BG	44X8	1/2"	3/4-16



# S.A.E. 45° FLARED TUBE FITTINGS

## FEMALE CONNECTOR



EDELMANN PART #	STD. PACK QTY.	WEATHERHEAD PART #	TUBE SIZE	S.A.E. FLARE x PIPE THREAD SIZE
146320	5/BG	46X3	3/16"	3/8-24M x 1/8-27F NPT
146420	5/BG	46X4	1/4"	7/16-20M x 1/8-27F NPT
146440	1/BG	46X4X4	1/4"	7/16-20M x 1/4-18F NPT
146520	5/BG	46X5	5/16"	1/2-20M x 1/8-27F NPT
146540	1/BG	46X5X4	5/16"	1/2-20M x 1/4-18F NPT
146620	1/BG	46X6X2	3/8"	5/8-18M x 1/8-27F NPT
146640	1/BG	46X6	3/8"	5/8-18M x 1/4-18F NPT
146660	1/BG	46X6X6	3/8"	5/8-18M x 3/8-18F NPT
146680	1/BG	46X6X8	3/8"	5/8-18M x 1/2-14F NPT
146880	1/BG	46X8X8	1/2"	3/4-16M x 1/2-14F NPT

## END CAP



EDELMANN PART #	STD. PACK QTY.	WEATHERHEAD PART #	TUBE SIZE	THREAD SIZE
147300	5/BG	-	3/16"	3/8-24
147400	5/BG	-	1/4"	7/16-20
147500	5/BG	-	5/16"	1/2-20
147600	1/BG	-	3/8"	5/8-18
147800	1/BG	-	1/2"	3/4-16

## MALE CONNECTOR



EDELMANN PART #	STD. PACK QTY.	WEATHERHEAD PART #	TUBE SIZE	S.A.E. FLARE x PIPE THREAD SIZE
148320	5/BG	48X3	3/16"	3/8-24 x 1/8-27 NPT
148420	5/BG	48X4	1/4"	7/16-20 x 1/8-27 NPT
148440	5/BG	48X4X4	1/4"	7/16-20 x 1/4-18 NPT
148520	5/BG	48X5	5/16"	1/2-20 x 1/8-27 NPT
148540	5/BG	48X5X4	5/16"	1/2-20 x 1/4-18 NPT
148620	5/BG	48X6X2	3/8"	5/8-18 x 1/8-27 NPT
148640	5/BG	48X6	3/8"	5/8-18 x 1/4-18 NPT
148660	1/BG	48X6X6	3/8"	5/8-18 x 3/8-18 NPT
148680	1/BG	48X6X8	3/8"	5/8-18 x 1/2-14 NPT
148840	1/BG	48X8X4	1/2"	3/4-16 x 1/4-18 NPT
148860	1/BG	48X8	1/2"	3/4-16 x 1/4-18 NPT
148880	1/BG	48X8X8	1/2"	3/4-16 x 1/2-14 NPT
148908	1/BG	48X10	5/8"	7/8-14 x 1/2-14 NPT

## MALE ELBOW

EDELMANN PART #	STD. PACK QTY.	WEATHERHEAD PART #	TUBE SIZE	S.A.E. FLARE x PIPE THREAD SIZE
149320	5/BG	49X3	3/16"	3/8-24 x 1/8-27 NPT
149420	5/BG	49X4	1/4"	7/16-20 x 1/8-27 NPT
149440	5/BG	49X4X4	1/4"	7/16-20 x 1/4-18 NPT
149520	5/BG	49X5	5/16"	1/2-20 x 1/8-27 NPT
149540	5/BG	49X5X4	5/16"	1/2-20 x 1/4-18 NPT
149620	5/BG	49X6X2	3/8"	5/8-18 x 1/8-27 NPT
149640	5/BG	49X6	3/8"	5/8-18 x 1/4-18 NPT
149660	1/BG	49X6X6	3/8"	5/8-18 x 3/8-18 NPT
149680	1/BG	49X6X8	3/8"	5/8-18 x 1/2-14 NPT
149840	1/BG	49X8X4	1/2"	3/4-16 x 1/4-18 NPT
149860	1/BG	49X8	1/2"	3/4-16 x 3/8-18 NPT
149880	1/BG	49X8X8	1/2"	3/4-16 x 1/2-14 NPT
149908	1/BG	49X10	5/8"	7/8-14 x 1/2-14 NPT
149928	1/BG	49X12	3/4"	1-1/16-16 x 1/2-14 NPT



## FEMALE ELBOW

EDELMANN PART #	STD. PACK QTY.	WEATHERHEAD PART #	TUBE SIZE	S.A.E. FLARE x PIPE THREAD SIZE
150420	1/BG	50X4	1/4"	7/16-20M x 1/8-27F NPT



## MALE 45° ELBOW

EDELMANN PART #	STD. PACK QTY.	WEATHERHEAD PART #	TUBE SIZE	S.A.E. FLARE x PIPE THREAD SIZE
154420	1/BG	54X4	1/4"	7/16-20 x 1/8-27 NPT
154520	1/BG	54X5	5/16"	1/2-20 x 1/8-27 NPT
154540	1/BG	-	5/16"	1/2-20 x 1/4-18 NPT
154640	1/BG	54X6	3/8"	5/18-18 x 1/4-18 NPT
154860	1/BG	54X8	1/2"	3/4-16 x 3/8-18 NPT



## UNION ELBOW

EDELMANN PART #	STD. PACK QTY.	WEATHERHEAD PART #	TUBE SIZE	S.A.E. THREAD SIZE
155300	1/BG	-	3/16"	3/8-24M
155500	1/BG	55X5	5/16"	1/2-20M
155600	1/BG	55X6	13/8"	5/8-18M
155800	1/BG	55X8	1/2"	3/4-16M



# COMPRESSION FITTINGS

## HIGH PRESSURE STEEL COMPRESSION FITTINGS

**RECOMMENDED USES:** Hydraulic steel lines

**MATERIAL:** Steel

**WORKING PRESSURE:** Rated up to 5,000 psi

**APPLICATION:** Air, oil, water and natural gas lines

\*Unions are NOT DOT APPROVED

Made from a leak proof design with zinc plating for superior corrosion resistance. Meets SAE standards. Compression fittings should not be used when excessive vibration or tube movement is experienced. Assembly does not require flaring or soldering. To make connection, place nut and then sleeve over tubing and insert tube into body of fitting as far as possible. When nut is tight, the wedging action of sleeve between body and nut, create a tight, leak free connection.

### STEEL SLEEVE Hardened sleeve for use with heavy steel wall tubing

EDELMANN PART #	STD. PACK QTY.	WEATHERHEAD PART #	TUBE SIZE
170300	10/BG	7165X3	3/16"
170400	10/BG	7165X4	1/4"
170500	10/BG	7165X5	5/16"
170600	10/BG	7165X6	3/8"

### STEEL NUT

EDELMANN PART #	STD. PACK QTY.	WEATHERHEAD PART #	TUBE SIZE	THREAD SIZE
171300	10/BG	7105X3	3/16"	3/8-24
171400	10/BG	7105X4	1/4"	7/16-24
171500	10/BG	7105X5	5/16"	1/2-20
171600	10/BG	7105X6	3/8"	9/16-24

### STEEL UNION

EDELMANN PART #	STD. PACK QTY.	WEATHERHEAD PART #	TUBE SIZE	THREAD SIZE
173300	5/BG	7305X3	3/16"	3/8-24
173400	5/BG	7305X4	1/4"	7/16-24
173500	5/BG	7305X5	5/16"	1/2-20
173600	5/BG	7305X6	3/8"	9/16-24



## BRASS COMPRESSION FITTINGS

**RECOMMENDED USES:** Copper, brass and aluminum tubing; low and medium pressure applications

**MATERIAL:** Brass (check valve has steel components)

**WORKING PRESSURE:** Dependent on temperature and type of tubing

**APPLICATION:** Air, oil, water and natural gas lines

\*Unions are NOT DOT APPROVED

Brass compression fittings should not be used when excessive vibration or tube movement is experienced. Assembly does not require flaring or soldering. To make connection, place nut and then sleeve over tubing and insert tube into body of fitting as far as possible. When nut is tight, the wedging action of sleeve between body and nut, create a tight, leak free connection.

### BRASS SLEEVE

EDELMANN PART #	STD. PACK QTY.	WEATHERHEAD PART #	TUBE SIZE
160200	20/BG	60X2	1/8"
160300	20/BG	60X3	3/16"
160400	20/BG	60X4	1/4"
160500	20/BG	60X5	5/16"
160600	20/BG	60X6	3/8"
160700	10/BG	60X7	7/16"
160800	10/BG	60X8	1/2"
160900	5/BG	60X10	5/8"
160920	5/BG	60X12	3/4"



## BRASS NUT

EDELMANN PART #	STD. PACK QTY.	WEATHERHEAD PART #	TUBE SIZE	THREAD SIZE
161200	10/BG	61X2	1/8"	5/16-24
161300	10/BG	61X3	3/16"	3/8-24
161400	10/BG	61X4	1/4"	7/16-24
161500	10/BG	61X5	5/16"	1/2-20
161600	10/BG	61X6	3/8"	9/16-24
161700	5/BG	61X7	7/16"	5/8-24
161800	5/BG	61X8	1/2"	11/16-20
161900	5/BG	61X10	5/8"	13/16-18
161920	5/BG	61X12	3/4"	1-18



## BRASS UNION

EDELMANN PART #	STD. PACK QTY.	WEATHERHEAD PART #	TUBE SIZE	THREAD SIZE
162200	5/BG	62X2	1/8"	5/16-24
162300	5/BG	62X3	3/16"	3/8-24
162400	5/BG	62X4	1/4"	7/16-24
162500	5/BG	62X5	5/16"	1/2-20
162600	5/BG	62X6	3/8"	9/16-24
162800	1/BG	62X8	1/2"	11/16-20
162900	1/BG	62X10	5/8"	13/16-18
162920	1/BG	62X12	3/4"	1-18



## UNION TEE

EDELMANN PART #	STD. PACK QTY.	WEATHERHEAD PART #	TUBE SIZE
164200	5/BG	-	1/8"
164300	5/BG	64X3	3/16"
164400	5/BG	64X4	1/4"
164500	5/BG	64X5	5/16"
164600	5/BG	64X6	3/8"
164800	1/BG	64X8	1/2"



## UNION ELBOW

EDELMANN PART #	STD. PACK QTY.	WEATHERHEAD PART #	TUBE SIZE	PIPE THREAD
165300	1/BG	65X3	1/8"	5/16-24
165400	1/BG	65X4	3/16"	3/8-24
165500	1/BG	65X5	1/4"	7/16-24
165600	1/BG	65X6	5/16"	1/2-24
165800	1/BG	65X8	3/8"	9/16-24



## FEMALE CONNECTOR

EDELMANN PART #	STD. PACK QTY.	WEATHERHEAD PART #	TUBE SIZE	FEMALE PIPE THREAD
166220	5/BG	66X2	1/8"	1/8-27F NPT
166320	5/BG	66X3	3/16"	1/8-27F NPT
166420	5/BG	66X4	1/4"	1/8-27F NPT
166440	5/BG	66X4X4	1/4"	1/4-18F NPT
166520	5/BG	66X5	5/16"	1/8-27F NPT
166540	5/BG	66X5X4	5/16"	1/4-18F NPT
166620	1/BG	66X6X2	3/8"	1/8-27F NPT
166640	5/BG	66X6	3/8"	1/4-18F NPT
166860	1/BG	66X8	1/2"	3/8-18F NPT



# COMPRESSION FITTINGS



## FEMALE ELBOW

EDELMANN PART #	STD. PACK QTY.	WEATHERHEAD PART #	TUBE SIZE	FEMALE PIPE THREAD
170420	1/BG	70X4	1/4"	1/8-27F NPT
170640	1/BG	70X6	3/8"	1/4-18F NPT



## MALE CONNECTOR

EDELMANN PART #	STD. PACK QTY.	WEATHERHEAD PART #	TUBE SIZE	MALE PIPE THREAD
168220	5/BG	68X2	1/8"	1/8-27M NPT
168320	5/BG	68X3	3/16"	1/4-18M NPT
168420	5/BG	68X4	1/4"	1/8-27M NPT
168440	5/BG	68X4X4	1/4"	1/4-18M NPT
168520	5/BG	68X5	5/16"	1/8-27M NPT
168540	5/BG	68X5X4	5/16"	1/4-18M NPT
168620	5/BG	68X6X2	3/8"	1/8-27M NPT
168640	5/BG	68X6	3/8"	1/4-18M NPT
168660	1/BG	68X6X6	3/8"	3/8-18M NPT
168680	1/BG	68X6X8	3/8"	1/2-14M NPT
168840	1/BG	68X8X4	1/2"	1/4-18M NPT
168860	1/BG	68X8	1/2"	3/8-18M NPT
168880	1/BG	68X8X8	1/2"	1/2-14M NPT
168908	1/BG	68X10	5/8"	1/2-14M NPT



## MALE ELBOW

EDELMANN PART #	STD. PACK QTY.	WEATHERHEAD PART #	TUBE SIZE	MALE PIPE THREAD
169220	5/BG	69X2	1/8"	1/8-27M NPT
169320	5/BG	69X3	3/16"	1/8-27M NPT
169420	5/BG	69X4	1/4"	1/8-27M NPT
169440	5/BG	69X4X4	1/4"	1/4-18M NPT
169520	5/BG	69X5	5/16"	1/8-27M NPT
169540	5/BG	69X5X4	5/16"	1/4-18M NPT
169620	5/BG	69X6X2	3/8"	1/8-27M NPT
169640	5/BG	69X6	3/8"	1/4-18M NPT
169660	1/BG	69X6X6	3/8"	3/8-18M NPT
169840	1/BG	69X8X4	1/2"	1/4-18M NPT
169860	1/BG	69X8	1/2"	3/8-18M NPT
169880	1/BG	69X8X8	1/2"	1/2-14M NPT
169908	1/BG	69X10	5/8"	1/2-14M NPT



## MALE RUN TEE

EDELMANN PART #	STD. PACK QTY.	WEATHERHEAD PART #	TUBE SIZE	MALE PIPE THREAD
171520	1/BG	71X5	5/16"	1/8-27M NPT



## MALE BRANCH TEE

EDELMANN PART #	STD. PACK QTY.	WEATHERHEAD PART #	TUBE SIZE	MALE PIPE THREAD
172220	5/BG	-	1/8"	1/8-27M NPT
172320	5/BG	72X3	3/16"	1/4-18M NPT
172420	5/BG	72X4	1/4"	1/8-27M NPT
172440	5/BG	72X4X4X4	1/4"	1/4-18M NPT
172520	5/BG	72X5	5/16"	1/8-27M NPT
172640	1/BG	72X6	3/8"	1/4-18M NPT
172860	1/BG	72X8	1/2"	1/8-27M NPT

Manufactured with threads which conform with the American standard taper pipe thread and have a good resistance to vibration and pipe movement. To make a connection, tighten a minimum of 2-1/2 turns after hand tightening. Tapered threads of the pipe mesh with the tapered threading of the fitting to form an air tight seal.

**RECOMMENDED USES:** Copper, brass and iron pipe

**WORKING TEMPERATURE:** -65°F to 250°F

**WORKING PRESSURE:** 1,000 psi

**APPLICATIONS:** Oil, water, air, natural gas, and liquified petroleum products

## ELBOW

EDELMANN PART #	STD. PACK QTY.	WEATHERHEAD PART #	PIPE THREAD
200200	5/BG	3500X2	1/8-27F NPT
200400	5/BG	3500X4	1/4-18F NPT
200600	1/BG	3500X6	3/8-18F NPT
200800	1/BG	3500X8	1/2-14F NPT



## TEE

EDELMANN PART #	STD. PACK QTY.	WEATHERHEAD PART #	PIPE THREAD
201200	5/BG	3700X2	1/8-27F NPT
201400	5/BG	3700X4	1/4-18F NPT
201600	1/BG	3700X6	3/8-18F NPT
201800	1/BG	3700X8	1/2-14F NPT



## CROSS

EDELMANN PART #	STD. PACK QTY.	WEATHERHEAD PART #	PIPE THREAD
202200	5/BG	3950X2	1/8-27F NPT
202400	5/BG	3950X4	1/4-18F NPT
202600	1/BG	3950X6	3/8-18F NPT



## COUPLING

EDELMANN PART #	STD. PACK QTY.	WEATHERHEAD PART #	PIPE THREAD
203200	5/BG	3300X2	1/8-27F NPT
203400	5/BG	3300X4	1/4-18F NPT
203600	5/BG	3300X6	3/8-18F NPT
203800	1/BG	3300X8	1/2-14F NPT



## FEMALE END CAP

EDELMANN PART #	STD. PACK QTY.	WEATHERHEAD PART #	PIPE THREAD
208200	1/BG	3129X2	1/8-27F NPT
208400	1/BG	3129X4	1/4-18F NPT
208600	1/BG	3129X6	3/8-18F NPT
208800	1/BG	3129X8	1/2-14F NPT



# PIPE THREAD FITTINGS

## HEX HEAD PLUG



EDELMANN PART #	STD. PACK QTY.	WEATHERHEAD PART #	MALE PIPE THREAD
209200	5/BG	3152X2	1/8-27M NPT
209400	5/BG	3152X4	1/4-18M NPT
209600	5/BG	3152X6	3/8-18M NPT
209800	5/BG	3152X8	1/2-14M NPT
209920	1/BG	3152X12	3/4-14M NPT

## BUSHING



EDELMANN PART #	STD. PACK QTY.	WEATHERHEAD PART #	MALE PIPE THREAD	FEMALE PIPE THREAD
210420	5/BG	3320X4X2	1/4-18M NPT	1/8-27F NPT
210620	5/BG	3320X6X2	3/8-18M NPT	1/8-27F NPT
210640	5/BG	3320X6X4	3/8-18M NPT	1/4-18F NPT
210820	5/BG	3320X8X2	1/2-14M NPT	1/8-27F NPT
210840	5/BG	3320X8X4	1/2-14M NPT	1/4-18F NPT
210860	5/BG	3320X8X6	1/2-14M NPT	3/8-18F NPT
210926	1/BG	33220X12X6	3/4-14M NPT	3/8-18F NPT
210928	1/BG	3320X12X8	3/4-14M NPT	1/2-14F NPT

## LOCKNUT



EDELMANN PART #	STD. PACK QTY.	WEATHERHEAD PART #	FEMALE PIPE THREAD
211200	5/BG	C3059X2	1/8-27F NPT
211400	5/BG	C3059X4	1/4-18M NPT

## CLOSE NIPPLE



EDELMANN PART #	STD. PACK QTY.	WEATHERHEAD PART #	PIPE THREAD	LENGTH
212200	5/BG	3326X2	1/8-27M NPT	3/4"
212400	5/BG	3326X4	1/4-18M NPT	7/8"
212600	5/BG	3326X6	3/8-18M NPT	1"
212800	5/BG	3326X8	1/2-14M NPT	1-1/8"

## LONG NIPPLE



EDELMANN PART #	STD. PACK QTY.	WEATHERHEAD PART #	PIPE THREAD	LENGTH
213210	5/BG	3327X2	1/8-27M NPT	1-1/2"
213220	5/BG	3328X2	1/8-27M NPT	2"
213230	5/BG	3329X2	1/8-27M NPT	2-1/2"
213240	5/BG	3330X2	1/8-27M NPT	3"
213250	5/BG	3331X2	1/8-27M NPT	3-1/2"
213410	5/BG	3327X4	1/4-18M NPT	1-1/2"
213420	5/BG	3328X4	1/4-18M NPT	2"
213430	5/BG	3329X4	1/4-18M NPT	2-1/2"
213440	5/BG	3330X4	1/4-18M NPT	3"
213450	5/BG	3331X4	1/4-18M NPT	3-1/2"
213610	1/BG	3327X6	3/8-18M NPT	1-1/2"
213620	1/BG	3328X6	3/8-18M NPT	2"
213630	1/BG	3329X6	3/8-18M NPT	2-1/2"
213640	1/BG	3330X6	3/8-18M NPT	3"
213650	1/BG	3331X6	3/8-18M NPT	3-1/2"
213810	1/BG	-	1/2-14M NPT	1-1/2"
213820	5/BG	3328X8	1/2-14M NPT	2"
213830	1/BG	3329X8	1/2-14M NPT	2-1/2"



## STREET ELBOW

EDELMANN PART #	STD. PACK QTY.	WEATHERHEAD PART #	FEMALE PIPE THREAD	MALE PIPE THREAD
216200	5/BG	3400X2	1/8-27F NPT	1/8-27M NPT
216400	5/BG	3400X4	1/4-18F NPT	1/4-18M NPT
216420	5/BG	3400X4X2	1/4-18F NPT	1/8-27M NPT
216600	1/BG	3400X6	3/8-18F NPT	3/8-18M NPT
216800	1/BG	3400X8	1/2-14F NPT	1/2-14M NPT



## SLOTTED PLUG

EDELMANN PART #	STD. PACK QTY.	WEATHERHEAD PART #	MALE PIPE THREAD
217200	5/BG	3150X2	1/8-27M NPT
217400	5/BG	3150X4	1/4-18M NPT
217600	5/BG	3150X6	3/8-18M NPT



## REDUCING COUPLING

EDELMANN PART #	STD. PACK QTY.	WEATHERHEAD PART #	FEMALE PIPE THREAD	MALE PIPE THREAD
219420	5/BG	3300X4X2	1/4-18F NPT	1/8-27F NPT
219620	5/BG	3300X6X2	3/8-18F NPT	1/8-27F NPT
219640	5/BG	3300X6X4	3/8-18F NPT	1/4-18F NPT
219860	1/BG	3300X8X6	1/2-14F NPT	3/8-18F NPT



## ADAPTER

EDELMANN PART #	STD. PACK QTY.	WEATHERHEAD PART #	FEMALE PIPE THREAD	MALE PIPE THREAD
220220	5/BG	3200X2	1/8-27F NPT	1/8-27M NPT
220420	5/BG	3200X4X2	1/4-18F NPT	1/8-27M NPT
220440	5/BG	3200X4	1/4-18F NPT	1/4-18M NPT
220640	5/BG	3200X6X4	3/8-18F NPT	1/4-18M NPT
220660	1/BG	3200X6	3/8-18F NPT	3/8-18M NPT
220860	1/BG	3200X8X6	1/2-14F NPT	3/8-18M NPT
220880	1/BG	-	1/2-14F NPT	1/2-14M NPT



## SQUARE HEAD PLUG

EDELMANN PART #	STD. PACK QTY.	WEATHERHEAD PART #	MALE PIPE THREAD
221200	5/BG	3151X2	1/8-27M NPT
221400	5/BG	3151X4	1/4-18M NPT
221600	5/BG	3151X6	3/8-18M NPT
221800	1/BG	3151X8	1/2-14M NPT



## HEX NIPPLE

EDELMANN PART #	STD. PACK QTY.	WEATHERHEAD PART #	MALE PIPE THREAD	MALE PIPE THREAD
222220	5/BG	3325X2	1/8-27M NPT	1/8-27M NPT
222420	5/BG	3325X4X2	1/4-18M NPT	1/8-27M NPT
222440	5/BG	3325X4	1/4-18M NPT	1/4-18M NPT
222640	1/BG	3325X6X4	3/8-18M NPT	1/4-18M NPT
222660	1/BG	3325X6	3/8-18M NPT	3/8-18M NPT
222860	1/BG	-	1/2-14M NPT	3/8-18M NPT
222880	1/BG	3325X8	1/2-14M NPT	1/2-14M NPT



# PIPE THREAD FITTINGS



## 45° STREET ELBOW

EDELMANN PART #	STD. PACK QTY.	WEATHERHEAD PART #	FEMALE PIPE THREAD	MALE PIPE THREAD
224200	5/BG	3350X2	1/8-27F NPT	1/8-27M NPT
224400	5/BG	3350X4	1/4-18F NPT	1/4-18M NPT
224600	1/BG	3350X6	3/8-18F NPT	3/8-18M NPT



## HEX HEAD PLUG

EDELMANN PART #	STD. PACK QTY.	WEATHERHEAD PART #	MALE PIPE THREAD	HEX SIZE
226200	5/BG	C3169X2	1/8-27M NPT	3/16"
226400	5/BG	C3169X4	1/4-18M NPT	1/4"
226600	1/BG	-	3/8-18M NPT	5/16"
226800	1/BG	-	1/2-14M NPT	3/8"



## STREET TEE

EDELMANN PART #	STD. PACK QTY.	WEATHERHEAD PART #	FEMALE PIPE THREAD	MALE PIPE THREAD
227200	5/BG	3750X2	1/8-27F NPT	1/8-27M NPT
227400	5/BG	3750X4	1/4-18F NPT	1/4-18M NPT
227600	1/BG	3750X6	3/8-18F NPT	3/8-18M NPT



## MALE BRANCH TEE

EDELMANN PART #	STD. PACK QTY.	WEATHERHEAD PART #	FEMALE PIPE THREAD	MALE PIPE THREAD
228200	5/BG	3600X2	1/8-27F NPT	1/8-27M NPT
228400	5/BG	3600X4	1/4-18F NPT	1/4-18M NPT
228600	1/BG	3600X6	3/8-18F NPT	3/8-18M NPT

Includes oil filter adapters, carburetor adapters, and fuel line adapters. Also includes fuel injection fittings for most late model fuel injected cars and light trucks. Drain plugs are also available. Due to the variety of fittings and materials used, pressure and temperature ratings are not available.

## FORD NUT

EDELMANN PART #	STD. PACK QTY.	WEATHERHEAD PART #	TUBE SIZE	THREAD SIZE
108400	1/BG	59X4	1/4"	1/2-20



## METRIC O-RING STEEL NUT

EDELMANN PART #	STD. PACK QTY.	WEATHERHEAD PART #	TUBE SIZE	THREAD SIZE
109400	5/BG	-	5/16"	14-1.5MM
109600	5/BG	-	3/8"	16-1.5MM
109800	5/BG	-	3/8"	18-1.5MM



## TRANSMISSION OIL LINE COOLANT ADAPTER

EDELMANN PART #	STD. PACK QTY.	WEATHERHEAD PART #	TUBE NUT THREAD SIZE	INVERTED FLARE	LENGTH
251550	1/BG	1428	1/2-20M Inv. Fl.	5/16"	4-1/2"
251660	1/BG	1429	5/8-18M Inv. Fl.	3/8"	4-1/2"



## INVERTED FLARE TO S.A.E. FLARE ADAPTER

EDELMANN PART #	STD. PACK QTY.	WEATHERHEAD PART #	S.A.E. TUBE SIZE	INVERTED FLARE
252430	1/BG	1518	1/4" (7/16-20 SAE)	3/16" (3/8-24 Inv. Fl.)
252440	1/BG	1522	1/4" (7/16-20 SAE)	1/4" (7/16-24 Inv. Fl.)
252660	1/BG	1563	5/16" (1/2-20 SAE)	5/16" (1/2-20 Inv. Fl.)



## CARBURETOR ADAPTER (SELF-TAPPING)

EDELMANN PART #	STD. PACK QTY.	WEATHERHEAD PART #	TUBE SIZE	THREAD SIZE
254210	1/BG	1597	5/16"	1/2-20F Inv. Fl x 7/8-20M



# SPECIAL FITTINGS



## E.F.I. HOLLOW SCREW

EDELMANN PART #	STD. PACK QTY.	WEATHERHEAD PART #	THREAD LENGTH	THREAD SIZE	BOLT LENGTH
256401	5/BG	-	25/64"	10-1.0MM	3/4"



## COPPER GASKET

EDELMANN PART #	STD. PACK QTY.	WEATHERHEAD PART #	I.D.	O.D.	INNER PACK
256582	10	-	8MM	12MM	2
256504	10	-	10MM	14MM	2
256526	10	-	12MM	16MM	2



## A.C. ADAPTER

EDELMANN PART #	STD. PACK QTY.	WEATHERHEAD PART #	TUBE SIZE	FEMALE INV. FI. TUBE
259440	1/BG	-	1/4"	7/16-24F x 7/16-24M



## FORD ADAPTER

EDELMANN PART #	STD. PACK QTY.	WEATHERHEAD PART #	TUBE SIZE	THREAD SIZE
260420	1/BG	1513	1/4"	7/16-24F Inv. Fl x 1/8-27M NPT



## CARBURETOR TO FUEL LINE ADAPTER

EDELMANN PART #	STD. PACK QTY.	WEATHERHEAD PART #	INVERTED FLARE	MALE PIPE THREAD
261320	1/BG	-	3/16" (3/8-24M Inv. Fl.)	1/8" (1/8-27M NPT)
261420	1/BG	-	3/16" (7/16-24M Inv. Fl.)	1/8" (1/8-27M NPT)



## PLYMOUTH ADAPTER

EDELMANN PART #	STD. PACK QTY.	WEATHERHEAD PART #	INVERTED FLARE	MALE PIPE THREAD
261520	1/BG	1514	5/16" (1/2-20M Inv. Fl.)	5/16" (1/8-27M NPT)

Plymouth carb. to fuel line. Repaces Carter 156-29, A.C. 854199, Zenith F35x12, Mileage Minder K35, Filt-O-Reg F.



## GAUGE ADAPTER

EDELMANN PART #	STD. PACK QTY.	WEATHERHEAD PART #	FEMALE PIPE THREAD	MALE THREAD SIZE
265220	1/BG	-	1/8-27 NPT	1/8-28 BSP
265330	1/BG	-	1/8-27 NPT	3/16" (3/8-24) Inv. Flare

## SELF-TAPPING OVERSIZE DRAIN PLUG

EDELMANN PART #	STD. PACK QTY.	WEATHERHEAD PART #	SIZE	THREAD SIZE
280001	5/BG	-	1/2"	1/2-20M oversize
280002	5/BG	-	1/2"	1/2-20M double oversize
280003	5/BG	-	1/2"	1/2-20M triple oversize
280010	1/BG	-	5/8"	5/8-18M
280011	1/BG	-	11/16"	11/16-20M
280012	1/BG	-	3/4"	3/4-16M
280014	1/BG	-	7/8"	7/8-18M



## STANDARD OIL DRAIN PLUG AND GASKET

EDELMANN PART #	STD. PACK QTY.	WEATHERHEAD PART #	SIZE	THREAD SIZE
280005	5/BG	-	1/2"	1/2-20M Standard



## METRIC OIL DRAIN PLUG AND GASKET

EDELMANN PART #	STD. PACK QTY.	WEATHERHEAD PART #	SIZE	THREAD SIZE
281122	1/BG	-	12MM	12-1.25MM
281127	1/BG	-	12MM	12-1.75MM
281145	1/BG	-	14MM	14-1.5MM
281162	1/BG	-	16MM	16-1.5MM
281185	1/BG	-	18MM	18-1.5MM



# HYDRAULIC BRAKE FITTINGS

Adapters can be used to adapt standard brake lines to the different size ports used in dual master cylinders. The tube O.D. is the outside diameter of the brake line. Edelman Hydraulic Brake Fittings are zinc plated to help prevent galvanic corrosion. Adapters are also supplied to adapt standard brake lines to metric sizing for import and some late model domestic vehicles.

## ADAPTER STANDARD TO DUAL MASTER CYLINDER



EDELMANN PART #	STD. PACK QTY.	WEATHERHEAD PART #	FEMALE INV. FI. SEAT	MALE INV. FI. TUBE
258302	5/BG	7911	3/16" (3/8-24F Inv. Fl.)	3/16" (9/16-18M Inv. Fl.)
258303	5/BG	7910	3/16" (3/8-24F Inv. Fl.)	3/16" (9/16-20M Inv. Fl.)
258306	5/BG	7912	3/16" (9/16-18F Inv. Fl.)	3/16" (1/2-20M Inv. Fl.)
258307	5/BG	7913	3/16" (1/2-20F Inv. Fl.)	3/16" (9/16-18M Inv. Fl.)
258340	5/BG	7918	3/16" (3/8-24F Inv. Fl.)	1/4" (7/16-24M Inv. Fl.)
258350	5/BG	7909	3/16" (3/8-24F Inv. Fl.)	5/16" (1/2-20M Inv. Fl.)
258403	5/BG	7908	1/4" (7/16-24F Inv. Fl.)	3/16" (9/16-18M Inv. Fl.)
258430	5/BG	7928	1/4" (7/16-24F Inv. Fl.)	3/16" (3/8-24M Inv. Fl.)
258450	5/BG	7929	1/4" (7/16-24F Inv. Fl.)	5/16" (1/2-20M Inv. Fl.)
258530	5/BG	-	5/16" (1/2-20F Inv. Fl.)	3/16" (3/8-24M Inv. Fl.)
258540	5/BG	7917	5/16" (1/2-20F Inv. Fl.)	1/4" (7/16-24M Inv. Fl.)
258560	5/BG	7916	5/16" (1/2-20F Inv. Fl.)	3/8" (5/8-18M Inv. Fl.)
258650	5/BG	7915	3/8" (5/8-18F Inv. Fl.)	5/8" (1/2-20M Inv. Fl.)

## ADAPTER METRIC BUBBLE TO STANDARD



EDELMANN PART #	STD. PACK QTY.	WEATHERHEAD PART #	FEMALE BUBBLE FI. SEAT	MALE INV. FI. TUBE
262010	1/BG		3/16" (10-1.0F Bbl. Fl.)	3/16" (3/8-24M Inv. Fl.)
262011	1/BG		3/16" (11-1.5F Bbl. Fl.)	3/16" (3/8-24M Inv. Fl.)
262012	1/BG		3/16" (12-1.0F Bbl. Fl.)	3/16" (3/8-24M Inv. Fl.)
262013	1/BG		3/16" (12-1.5F Bbl. Fl.)	3/16" (3/8-24M Inv. Fl.)
262014	1/BG		3/16" (13-1.5F Bbl. Fl.)	3/16" (3/8-24M Inv. Fl.)
262015	1/BG		3/16" (14-1.5F Bbl. Fl.)	3/16" (3/8-24M Inv. Fl.)
262016	1/BG		1/4" (10-1.0F Bbl. Fl.)	1/4" (7/16-24M Inv. Fl.)
262017	1/BG		1/4" (11-1.5F Bbl. Fl.)	1/4" (7/16-24M Inv. Fl.)
262018	1/BG		1/4" (12-1.0F Bbl. Fl.)	1/4" (7/16-24M Inv. Fl.)
262019	1/BG		1/4" (12-1.5F Bbl. Fl.)	1/4" (7/16-24M Inv. Fl.)
262020	1/BG		1/4" (13-1.5F Bbl. Fl.)	1/4" (7/16-24M Inv. Fl.)
262021	1/BG		1/4" (14-1.5F Bbl. Fl.)	1/4" (7/16-24M Inv. Fl.)

## ADAPTER STANDARD TO METRIC BUBBLE



EDELMANN PART #	STD. PACK QTY.	WEATHERHEAD PART #	FEMALE INV. FI. SEAT	METRIC BUBBLE FLARE
271300	5/BG	1442	3/16" (3/8-24F Inv. Fl.)	3/16" (10-1.0MM Bbl. Fl.)
271330	5/BG	7970	3/16" (3/8-24F Inv. Fl.)	3/16" (10-1.25MM Bbl. Fl.)
264000	5/BG	7973	3/16" (3/8-24F Inv. Fl.)	3/16" (11-1.5MM Bbl. Fl.)
265000	5/BG	7974	3/16" (3/8-24F Inv. Fl.)	3/16" (12-1.0MM Bbl. Fl.)
263000	5/BG	7972	3/16" (3/8-24F Inv. Fl.)	3/16" (13-1.5MM Bbl. Fl.)
262000	1/BG	-	3/16 (3/8-24F Inv. Fl.)	3/16" (14-1.5MM Bbl. Fl.)
262500	1/BG	-	1/4" (7/16-24F Inv. Fl.)	3/16" (10-1.0MM Bbl. Fl.)
262700	1/BG	-	1/4" (7/16-24F Inv. Fl.)	3/16" (11-1.5MM Bbl. Fl.)
262800	1/BG	-	1/4" (7/16-24F Inv. Fl.)	3/16" (12-1.0MM Bbl. Fl.)
262400	1/BG	-	1/4" (7/16-24F Inv. Fl.)	3/16" (12-1.5MM Bbl. Fl.)
262900	1/BG	-	1/4" (7/16-24F Inv. Fl.)	3/16" (13-1.5MM Bbl. Fl.)

## ADAPTER STANDARD TO METRIC STANDARD

EDELMANN PART #	STD. PACK QTY.	WEATHERHEAD PART #	FEMALE INV. FL. SEAT	MALE INV. FL. TUBE
270300	5/BG	1443	3/16" (3/8-24F Inv. Fl.)	3/16" (11-1.0MM Inv. Fl.)
270330	5/BG	7976	3/16" (3/8-24F Inv. Fl.)	3/16" (10-1.25MM Inv. Fl.)
270302	1/BG		3/16" (3/8-24F Inv. Fl.)	3/16" (11-1.5MM Inv. Fl.)
270303	1/BG		3/16" (3/8-24F Inv. Fl.)	3/16" (12-1.0MM Inv. Fl.)
270304	1/BG		3/16" (3/8-24F Inv. Fl.)	3/16" (12-1.5MM Inv. Fl.)
270305	1/BG		3/16" (3/8-24F Inv. Fl.)	3/16" (13-1.5MM Inv. Fl.)
270306	1/BG		3/16" (3/8-24F Inv. Fl.)	3/16" (14-1.5MM Inv. Fl.)
270307	1/BG		1/4" (7/16-24F Inv. Fl.)	1/4" (10-1.0MM Inv. Fl.)
270308	1/BG		1/4" (7/16-24F Inv. Fl.)	1/4" (11-1.5MM Inv. Fl.)
270309	1/BG		1/4" (7/16-24F Inv. Fl.)	1/4" (12-1.0MM Inv. Fl.)
270310	1/BG		1/4" (7/16-24F Inv. Fl.)	1/4" (12-1.5MM Inv. Fl.)
270311	1/BG		1/4" (7/16-24F Inv. Fl.)	1/4" (13-1.5MM Inv. Fl.)



## ADAPTER STANDARD BUBBLE TO METRIC BUBBLE

EDELMANN PART #	STD. PACK QTY.	WEATHERHEAD PART #	FEMALE BUBBLE FL. SEAT	MALE BUBBLE FLARE
270000	1/BG	-	3/16" (3/8-24F Bbl. Fl.)	3/16" (9-1.0MM Bbl. Fl.)
272000	1/BG	-	3/16" (3/8-24F Bbl. Fl.)	3/16" (12-1.0MM Bbl. Fl.)



# HYDRAULIC BRAKE FITTINGS



## ADAPTER STANDARD TO STRAIGHT THREAD

EDELMANN PART #	STD. PACK QTY.	WEATHERHEAD PART #	FEMALE INV. FL. SEAT	MALE STRAIGHT THREAD
265301	5/BG	7817	3/16" (3/8-24F Inv. Fl.)	3/16" (1/2-20M)
265400	5/BG	7732	1/4" (7/16-24F Inv. Fl.)	1/4" (7/16-20M)
265401	5/BG	7727	1/4" (7/16-24F Inv. Fl.)	1/4" (1/2-20M)
265500	5/BG	1074	5/16" (1/2-20F Inv. Fl.)	5/16" (1/2-20M)



## ADAPTER METRIC BUBBLE TO METRIC BUBBLE

EDELMANN PART #	STD. PACK QTY.	WEATHERHEAD PART #	FEMALE BUBBLE FLARE	MALE BUBBLE FL. TUBE
266000	5/BG	-	3/16" (10-1.0F Bbl. Fl.)	3/16" (11-1.0M Bbl. Fl.)
267000	5/BG	-	3/16" (10-1.0F Bbl. Fl.)	3/16" (12-1.0M Bbl. Fl.)
268000	5/BG	-	3/16" (10-1.0F Bbl. Fl.)	3/16" (13-1.5M Bbl. Fl.)
269000	1/BG	-	3/16" (10-1.0F Bbl. Fl.)	3/16" (14-1.5M Bbl. Fl.)



## ADAPTER STANDARD TO METRIC BUBBLE

EDELMANN PART #	STD. PACK QTY.	WEATHERHEAD PART #	FEMALE INV. FL. SEAT	MALE BUBBLE FL. TUBE
266100	1/BG	-	3/16" (3/8-24F Inv. Fl.)	3/16" (11-1.5M Bbl. Fl.)
267100	1/BG	-	3/16" (3/8-24F Inv. Fl.)	3/16" (12-1.0M Bbl. Fl.)
268100	1/BG	-	3/16" (3/8-24F Inv. Fl.)	3/16" (13-1.5M Bbl. Fl.)



## ADAPTER STANDARD TO BUBBLE FLARE

EDELMANN PART #	STD. PACK QTY.	WEATHERHEAD PART #	FEMALE INV. FL. SEAT	MALE BUBBLE FL. TUBE
272330	5/BG	1441	3/16" (3/8-24F Inv. Fl.)	3/16" (3/8-24M Inv. Fl.)
272340	5/BG	7971	3/16" (3/8-24F Inv. Fl.)	1/4" (7/16-20M Inv. Fl.)



## TRAILER BRAKE METRIC TEE

EDELMANN PART #	STD. PACK QTY.	WEATHERHEAD PART #	FEMALE BUBBLE FL. 1	INV. SEAT 2	MALE THREAD 3
273000	1/BG	7921	3/16" (12-1.0MM thread)	3/16" (3/8-24 thread)	3/16" (12-1.0MM thread)



## METRIC INVERTED FLARE UNION

EDELMANN PART #	STD. PACK QTY.	WEATHERHEAD PART #	FEMALE INV. FI. SEAT	THREAD SIZE
274000	5/BG	7934A	3/16"	10-1.0MM
274100	5/BG	-	3/16"	12-1.0MM

For joining metric thread, standard flare 3/16" brake lines.



## US THREAD BUBBLE FLARE UNION

EDELMANN PART #	STD. PACK QTY.	WEATHERHEAD PART #	BUBBLE FI. SEAT	THREAD SIZE
275300	5/BG	1594	3/16"	3/8-24

For joining U.S. thread bubble flare 3/16" brake lines.



## METRIC BUBBLE FLARE UNION (3/16" TUBING)

EDELMANN PART #	STD. PACK QTY.	WEATHERHEAD PART #	BUBBLE FI. SEAT	THREAD SIZE
276000	5/BG	7975	3/16"	10-1.0MM
276100	5/BG	-	3/16"	11-1.5MM
276200	5/BG	-	3/16"	12-1.0MM

For joining metric thread bubble flare 3/16" brake lines.



## METRIC BUBBLE FLARE UNION (6MM TUBING)

EDELMANN PART #	STD. PACK QTY.	WEATHERHEAD PART #	BUBBLE FI. SEAT	THREAD SIZE
277000	5/BG	-	6MM	12-1.0MM

For joining 6MM metric thread bubble flare brake lines.



## METRIC BUBBLE FLARE TUBE NUTS

EDELMANN PART #	STD. PACK QTY.	WEATHERHEAD PART #	TUBE SIZE	THREAD SIZE
276010	5/BG	-	3/16"	10-1.0MM Short
276011	5/BG	-	3/16"	11-1.5MM
276012	5/BG	-	3/16"	12-1.0MM
276013	5/BG	-	3/16"	13-1.5MM
276015	5/BG	-	6MM	12-1.0MM
276017	5/BG	-	6MM	14-1.5MM
276110	1/BG	-	3/16"	10-1.0MM Long



## US THREAD BUBBLE FLARE TUBE NUTS

EDELMANN PART #	STD. PACK QTY.	WEATHERHEAD PART #	TUBE SIZE	THREAD SIZE
276014	5/BG	-	3/16"	3/8-24



# DRAIN COCKS

For use with low pressure applications. External seat and internal seat Drain Cocks are manufactured to the highest quality standards. Hand tightening provides leak-proof metal-to-metal seal.

**WORKING TEMPERATURE:** -65°F to 250°F

**MATERIAL:** Body brass (handle is sometimes steel or plastic)

**WORKING PRESSURE:** See individual listings

**APPLICATIONS:** Air, water, gas, fluids (not intended for natural gas, LPG or lubricants)



## DRAIN COCK Up to 150 psi.

EDELMANN PART #	STD. PACK QTY.	WEATHERHEAD PART #	PIPE THREAD
301200	5/BG	130	1/8" (1/8-27 NPT)
303400	5/BG	140	1/4" (1/4-18 NPT)
309600	1/BG	230	3/8" (3/8-18 NPT)



## DRAIN COCK Up to 150 psi.

EDELMANN PART #	STD. PACK QTY.	WEATHERHEAD PART #	PIPE THREAD
307200	1/BG	1350	1/8" (1/8-27 NPT)



## DRAIN COCK Up to 150 psi.

EDELMANN PART #	STD. PACK QTY.	WEATHERHEAD PART #	PIPE THREAD
308400	1/BG	120	1/4" (1/4-18 NPT)



## BACK SEATING DRAIN COCK Up to 150 psi.

EDELMANN PART #	STD. PACK QTY.	WEATHERHEAD PART #	PIPE THREAD
310200	5/BG	135	1/8" (1/8-27 NPT)
311400	5/BG	145	1/4" (1/4-18 NPT)
312600	1/BG	270	3/8" (3/8-18 NPT)
313800	1/BG	108	1/2" (1/2-14 NPT)



## PLASTIC DRAIN COCK THREADED

EDELMANN PART #	STD. PACK QTY.	WEATHERHEAD PART #	PIPE THREAD
321000	1/BG	111	5/16" (7/16-20) GM: 3042160



## PLASTIC DRAIN COCK PUSH-IN

EDELMANN PART #	STD. PACK QTY.	WEATHERHEAD PART #	DIAMETER	LENGTH
322000	1/BG	113	1/4" GM: 3051041 FORD: E1FZ-8115A	1-1/2"

## PLASTIC DRAIN COCK METRIC THREADED

EDELMANN PART #	STD. PACK QTY.	WEATHERHEAD PART #	PIPE THREAD
326000	1/BG	114	12-1.25MM Toyota: 90910-09052 Honda: 19011-PA004
327000	1/BG	115	14-1.25MM Toyota: 90910-09054 Honda: 19011-671-000
328000	1/BG	117	14-1.25MM Nissan: 21980-D0100 Subaru: 7451-24010
329000	1/BG	116	10-1.25MM Nissan: 21480-R0100 Subaru: 7451-24050



## DRAIN COCK Maximum Pressure 30 psi.

EDELMANN PART #	STD. PACK QTY.	WEATHERHEAD PART #	PIPE THREAD
338400	1/BG	W15310	1/4" (1/4-18 NPT)



## DRAIN COCK Maximum Pressure 30 psi.

EDELMANN PART #	STD. PACK QTY.	WEATHERHEAD PART #	PIPE THREAD
341200	5/BG	6891	1/8" (1/8-27 NPT)
342400	5/BG	6892	1/4" (1/4-18 NPT)
343600	1/BG	6893	3/8" (3/8-18 NPT)



# SHUTOFF COCKS

Manufactured for low pressure applications. A universal lubricant satisfactory with most common fluids is used but may wash out at higher pressures or with exotic fluids.

**WORKING TEMPERATURE:** -65°F to 250°F

**MATERIAL:** Body brass (handle is sometimes steel)

**APPLICATIONS:** Air, water, gas, fluids (not intended for natural gas, LPG or lubricants unless noted.)



## DOUBLE FEMALE SHUT-OFF COCK Maximum Pressure 30 psi.

EDELMANN PART #	STD. PACK QTY.	WEATHERHEAD PART #	PIPE THREAD
331220	1/BG	6804	1/8" (1/8-27 NPT)
332440	1/BG	6809	1/4" (1/4-18 NPT)
333660	1/BG	-	3/8" (3/8-18 NPT)

## DOUBLE FEMALE SHUT-OFF COCK (MARINE) Maximum Pressure 15 psi.

EDELMANN PART #	STD. PACK QTY.	WEATHERHEAD PART #	PIPE THREAD
335440	1/BG	-	1/4" (1/4-18 NPT)

For use in fuel oil and L.P. gas

## MALE AND FEMALE SHUT-OFF COCK Maximum Pressure 15 psi.

EDELMANN PART #	STD. PACK QTY.	WEATHERHEAD PART #	PIPE THREAD
348220	1/BG	6824	1/8" (1/8-27 NPT)
349440	1/BG	6829	1/4" (1/4-18 NPT)

## MALE AND FEMALE SHUT-OFF COCK (MARINE) Maximum Pressure 15 psi.

EDELMANN PART #	STD. PACK QTY.	WEATHERHEAD PART #	PIPE THREAD
350440	1/BG	6828	1/4" (1/4-18 NPT)

For use in fuel oil and L.P. gas

## DOUBLE MALE SHUT-OFF COCK Maximum Pressure 30 psi.

EDELMANN PART #	STD. PACK QTY.	WEATHERHEAD PART #	PIPE THREAD
377440	1/BG	6815	1/4" (1/4-18 NPT)

## COMPRESSION STRAIGHTWAY SHUT-OFF COCK Maximum Pressure 30 psi.

EDELMANN PART #	STD. PACK QTY.	WEATHERHEAD PART #	TUBE SIZE	PIPE THREAD
427420	1/BG	A694	1/4"	1/8-27M NPT
429520	1/BG	A664	5/16"	1/8-27M NPT
457640	1/BG	A6764	3/8"	1/4-18M NPT

## COMPRESSION DOUBLE SHUT-OFF COCK Maximum Pressure 30 psi.

EDELMANN PART #	STD. PACK QTY.	WEATHERHEAD PART #	TUBE SIZE
428400	1/BG	A6769	1/4"
430500	1/BG	A6774	5/16"
458600	1/BG	A6779	3/8"

## THREE WAY SHUT-OFF COCKS Maximum Pressure 30 psi.

EDELMANN PART #	STD. PACK QTY.	WEATHERHEAD PART #	PIPE THREAD
469400	1/BG	6749	1/4" (1/4-18F NPT)
469600	1/BG	6709	3/8" (3/8-18F NPT)

For use in gasoline, diesel fuel, oil, air, water or detergent.

## FOUR WAY SHUT-OFF COCKS Maximum Pressure 30 psi.

EDELMANN PART #	STD. PACK QTY.	WEATHERHEAD PART #	PIPE THREAD
470400	1/BG	6747	1/4" (1/4-18F NPT)

For use in gasoline, diesel fuel, oil, air, water or detergent.



# NEEDLE VALVES

Manufactured with metal-to-metal seats and fine-thread screwdown. This enables positive sealing as well as precise adjustments to hold any amount of flow-up to valve capacity. Valves should always be installed with pressure against seat.

**RECOMMENDED USES:** Copper, steel, aluminum and plastic tubing (brass sleeve required with aluminum and copper tubing)

**WORKING TEMPERATURE:** -65°F to 250°F

**MATERIAL:** Body brass (handle is sometimes steel)

**WORKING PRESSURE:** Up to 150 psi

**APPLICATIONS:** Air, water, gas, fluids (not intended for natural gas, LPG or lubricants)

## COMPRESSION ANGLE NEEDLE VALVE 90°

EDELMANN PART #	STD. PACK QTY.	WEATHERHEAD PART #	TUBE SIZE	PIPE THREAD
501420	1/BG	A555	1/4"	1/8-27M NPT
502520	1/BG	A655	5/16"	1/8-27M NPT

## COMPRESSION STRAIGHTWAY NEEDLE VALVE

EDELMANN PART #	STD. PACK QTY.	WEATHERHEAD PART #	TUBE SIZE	PIPE THREAD
505420	1/BG	A690	1/4"	1/8-27M NPT
506520	1/BG	A660	5/16"	1/8-27M NPT

## COMPRESSION DOUBLE NEEDLE VALVE STRAIGHTWAY

EDELMANN PART #	STD. PACK QTY.	WEATHERHEAD PART #	TUBE SIZE
520400	1/BG	A6765	1/4"
521500	1/BG	A6770	5/16"

## PIPE STRAIGHTWAY

EDELMANN PART #	STD. PACK QTY.	WEATHERHEAD PART #	TUBE SIZE
548220	1/BG	6820	1/8-27 NPT
549440	1/BG	6825	1/4-18 NPT



# GREASE FITTINGS

Used for all types of automotive applications. All fittings are plated to resist corrosion. Fittings are case hardened for extended performance and furnished with ball check unless otherwise noted.

## GREASE FITTINGS 1/8" PIPE THREAD Maximum pressure: 10,000 psi.



### MALE STRAIGHT

EDELMANN PART #	STD. PACK QTY.	WEATHERHEAD PART #	LENGTH
600000	10/BG	-	43/64"



### MALE STRAIGHT

EDELMANN PART #	STD. PACK QTY.	WEATHERHEAD PART #	LENGTH
601000	10/BG	-	1-13/64"



### MALE 30° ELBOW

EDELMANN PART #	STD. PACK QTY.	WEATHERHEAD PART #	LENGTH
604000	10/BG	-	1-3/32"



### MALE 45° ELBOW

EDELMANN PART #	STD. PACK QTY.	WEATHERHEAD PART #	LENGTH
605000	10/BG	-	1-3/64"



### MALE 67-1/2° ELBOW

EDELMANN PART #	STD. PACK QTY.	WEATHERHEAD PART #	LENGTH
606000	10/BG	-	29/32"



### MALE 90° ELBOW

EDELMANN PART #	STD. PACK QTY.	WEATHERHEAD PART #	LENGTH
607000	10/BG	-	27/32"

## GREASE FITTINGS 1/4"-28 THREAD Maximum pressure: 10,000 psi.

### LONG STRAIGHT

EDELMANN PART #	STD. PACK QTY.	WEATHERHEAD PART #	LENGTH
608000	10/BG	-	31/32"
610000	10/BG	-	23/32"

### SHORT STRAIGHT

EDELMANN PART #	STD. PACK QTY.	WEATHERHEAD PART #	LENGTH
609000	10/BG	-	9/16"

### SHORT 45° ELBOW

EDELMANN PART #	STD. PACK QTY.	WEATHERHEAD PART #	LENGTH
611000	10/BG	-	55/64"

### LONG 45° ELBOW

EDELMANN PART #	STD. PACK QTY.	WEATHERHEAD PART #	LENGTH
612000	10/BG	-	61/64"

### SHORT 90° ELBOW

EDELMANN PART #	STD. PACK QTY.	WEATHERHEAD PART #	LENGTH
613000	10/BG	-	49/64"



## GREASE FITTINGS DRIVE TYPE Maximum pressure: 1,000 psi.

### 5/16" STRAIGHT (WITHOUT BALL CHECK)

EDELMANN PART #	STD. PACK QTY.	WEATHERHEAD PART #	LENGTH	DIAMETER
615000	10/BG	-	35/64"	5/16"

### 1/4" STRAIGHT

EDELMANN PART #	STD. PACK QTY.	WEATHERHEAD PART #	LENGTH	
611448	10/BG	-	9/16"	With ball check
617000	10/BG	-	13/32"	Without ball check

### 3/16" STRAIGHT

EDELMANN PART #	STD. PACK QTY.	WEATHERHEAD PART #	LENGTH
669000	10/BG	-	37/64"

### 5/16" STRAIGHT

EDELMANN PART #	STD. PACK QTY.	WEATHERHEAD PART #	LENGTH
671000	10/BG	-	35/64"



# GREASE FITTINGS

## GREASE FITTINGS 1/4" PIPE THREAD Maximum pressure: 10,000 psi.



### 1/4" MALE STRAIGHT

EDELMANN PART #	STD. PACK QTY.	WEATHERHEAD PART #	LENGTH
626000	10/BG	-	31/32"



### 1/4" MALE 67-1/2° ELBOW

EDELMANN PART #	STD. PACK QTY.	WEATHERHEAD PART #	LENGTH
628000	10/BG	-	1-9/64"

## GREASE FITTINGS METRIC THREAD Maximum pressure: 10,000 psi.



### MALE STRAIGHT

EDELMANN PART #	STD. PACK QTY.	WEATHERHEAD PART #	THREAD SIZE	LENGTH
680000	10/BG	-	6-1.0MM	12.8MM
683000	10/BG	-	8-1.0MM	16.3MM
686000	10/BG	-	10-1.0MM	15.5MM



### MALE 45° ELBOW

EDELMANN PART #	STD. PACK QTY.	WEATHERHEAD PART #	THREAD SIZE	LENGTH
681000	10/BG	-	6-1.0MM	16.5MM
684000	10/BG	-	8-1.0MM	24.1MM
687000	10/BG	-	10-1.0MM	26.9MM



### MALE 90° ELBOW

EDELMANN PART #	STD. PACK QTY.	WEATHERHEAD PART #	THREAD SIZE	LENGTH
682000	10/BG	-	6-1.0MM	15.5MM
685000	10/BG	-	8-1.0MM	15.3MM
688000	10/BG	-	10-1.0MM	19.7MM

## GREASE FITTINGS MISCELLANEOUS Maximum pressure: 10,000 psi.



### 5/16"-24 STANDARD THREAD

EDELMANN PART #	STD. PACK QTY.	WEATHERHEAD PART #	LENGTH
623000	10/BG	-	11/16"



### 3/8"-24 STANDARD THREAD

EDELMANN PART #	STD. PACK QTY.	WEATHERHEAD PART #	LENGTH
624000	10/BG	-	11/16"



# PLASTIC & SOFT RUBBER FITTINGS

Designed for use with multi-purpose tubing for windshield washer and vacuum lines. Most plastic fittings are made of nylon, soft rubber, or high density polyethylene. Barbed ends allow quick connection, even in limited work area.

**RECOMMENDED USES:** Multi-purpose tubing (soft rubber fitting used for vacuum lines)

**WORKING TEMPERATURE:** Due to the variety of materials, it is impractical to state a figure.

**APPLICATIONS:** Vacuum lines, water and antifreeze lines. Also used for motor oil and gas (except for breakaway fittings)

## ELBOW

EDELMAANN PART #	STD. PACK QTY.	WEATHERHEAD PART #	HOSE SIZE	
			1	2
711022	5/BG		1/8"	1/8"
711033	5/BG	1929	3/16"	3/16"
711043	5/BG	-	1/4"	3/16"
711044	5/BG	1931	1/4"	1/4"
711055	5/BG	-	5/16"	5/16"
711066	5/BG	-	3/8"	3/8"



## CONNECTOR

EDELMAANN PART #	STD. PACK QTY.	WEATHERHEAD PART #	HOSE SIZE	
			1	2
712000	5/BG	-	5/32"	7/32"
712340	5/BG	1914	3/16"	1/4"
712420	5/BG	1924	1/8"	1/4"
712460	5/BG	1915	1/4"	3/8"



## CONNECTOR

EDELMAANN PART #	STD. PACK QTY.	WEATHERHEAD PART #	HOSE SIZE
719220	5/BG	1911	1/8"
712330	5/BG	1912	3/16"
719240	5/BG	1913	1/4"
712550	5/BG	1925	5/16"
712660	5/BG	1927	3/8"



## TEE

EDELMAANN PART #	STD. PACK QTY.	WEATHERHEAD PART #	HOSE SIZE		
			1	2	3
717223	5/BG	1917	1/8"	3/16"	1/8"
717224	5/BG	1918	1/8"	1/4"	1/8"
718332	5/BG	1920	3/16"	1/8"	3/16"
717334	5/BG	1921	3/16"	1/4"	3/16"
713000	5/BG	-	7/32"	5/32"	7/32"
717664	5/BG	1908	3/8"	1/4"	3/8"



## TEE

EDELMAANN PART #	STD. PACK QTY.	WEATHERHEAD PART #	HOSE SIZE
714222	5/BG	1916	1/8"
714000	5/BG	1919	5/32"
714333	5/BG	1902	3/16"
717444	5/BG	1903	1/4"
718555	5/BG	1906	5/16"
714666	5/BG	1922	3/8"



# PLASTIC & SOFT RUBBER FITTINGS



## UNIVERSAL BREAKAWAY CONNECTOR

EDELMANN PART #	STD. PACK QTY.	WEATHERHEAD PART #	1	HOSE SIZE 2	3
715000	5/BG	1901	5/32"	1/4"	3/8"

Caution: not to be used with gasoline



## RESTRICTOR CONNECTOR

EDELMANN PART #	STD. PACK QTY.	WEATHERHEAD PART #	HOSE SIZE
715300	5/BG	1950	3/16"



## UNIVERSAL BREAKAWAY TEE

EDELMANN PART #	STD. PACK QTY.	WEATHERHEAD PART #	1	HOSE SIZE 2	3
716000	5/BG	1900	5/32"	1/4"	3/8"

Caution: not to be used with gasoline




## FORD AND GM FOUR WAY TEE

EDELMANN PART #	STD. PACK QTY.	WEATHERHEAD PART #	HOSE SIZE
716300	5/BG	1948	3/16"



## FORD FIVE WAY TEE

EDELMANN PART #	STD. PACK QTY.	WEATHERHEAD PART #	HOSE SIZE
716330	5/BG	1949	3/16"



## TEE

EDELMANN PART #	STD. PACK QTY.	WEATHERHEAD PART #	1	HOSE SIZE 2	3
717244	5/BG	-	1/4"	1/4"	1/8"
717466	5/BG	1945	3/8"	3/8"	1/4"



## VACUUM LINE CAP

EDELMANN PART #	STD. PACK QTY.	WEATHERHEAD PART #	HOSE SIZE
720200	10/BG	-	1/8"
720000	10/BG	-	3/16"
720400	10/BG	-	1/4"
720500	10/BG	-	5/16"
720600	10/BG	-	3/8"



## UNIVERSAL BREAKAWAY CROSS

EDELMANN PART #	STD. PACK QTY.	WEATHERHEAD PART #	1	HOSE SIZE 2	3
762000	5/BG	-	1/8"	1/4"	3/8"

Caution: not to be used with gasoline



## TEE-"Y" SHAPE

EDELMANN PART #	STD. PACK QTY.	WEATHERHEAD PART #	1	HOSE SIZE 2	3
762222	5/BG	-	1/8"	1/8"	1/8"
762663	5/BG	-	3/8"	3/16"	3/8"

## CROSS TEE

EDELMANN PART #	STD. PACK QTY.	WEATHERHEAD PART #	HOSE SIZE
762300	5/BG	-	3/16"



## TEE

EDELMANN PART #	STD. PACK QTY.	WEATHERHEAD PART #	HOSE SIZE
763333	5/BG	-	3/16"



## CONNECTOR

EDELMANN PART #	STD. PACK QTY.	WEATHERHEAD PART #	HOSE SIZE	
			1	2
765120	1/BG	-	7/64"	1/8"
765230	1/BG	-	1/8"	5/32"
765240	1/BG	-	1/8"	7/32"
765242	1/BG	-	9/64"	7/32"



## CONNECTOR

EDELMANN PART #	STD. PACK QTY.	WEATHERHEAD PART #	HOSE SIZE	
			1	2
765220	1/BG	-	1/8"	5/32"



## CONNECTOR

EDELMANN PART #	STD. PACK QTY.	WEATHERHEAD PART #	HOSE SIZE	
			1	2
765232	1/BG	-	1/8"	11/64"



## ELBOW

EDELMANN PART #	STD. PACK QTY.	WEATHERHEAD PART #	HOSE SIZE	
			1	2
766220	1/BG	-	1/8"	1/8"
766230	1/BG	-	1/8"	5/32"
766232	1/BG	-	1/8"	11/64"
766234	1/BG	-	9/64"	5/32"
766330	1/BG	-	5/32"	3/16"



## TEE

EDELMANN PART #	STD. PACK QTY.	WEATHERHEAD PART #	HOSE SIZE
767222	1/BG	-	7/64"



## ELBOW

EDELMANN PART #	STD. PACK QTY.	WEATHERHEAD PART #	HOSE SIZE		
			1	2	3
767333	1/BG	-	3/16"	5/32"	5/32"



# PUSH-ON HOSE FITTINGS

Manufactured for low and medium pressure, these fittings are quick connecting and have high resistance to vibration damage.

**WORKING TEMPERATURE:** -40°F to 250°F

**MATERIAL:** Brass

**WORKING PRESSURE:** Up to 150 PSI. Hose clamp is required when working pressure exceeds 100 PSI.

**APPLICATIONS:** Fuel line, fluid and vacuum systems

## PUSH-ON SWIVEL MALE

EDELMANN PART #	STD. PACK QTY.	WEATHERHEAD PART #	INV. FL. TUBE	HOSE SIZE
721340	5/BG	10004B-B03	3/16" (3/8-24M Inv. Fl.)	1/4"
721440	5/BG	10004B-B04	1/4" (7/16-24M Inv. Fl.)	1/4"
721540	5/BG	10004B-B05	5/16" (1/2-20M Inv. Fl.)	1/4"
721550	5/BG	10005B-B05	5/16" (1/2-20M Inv. Fl.)	5/16"
721560	5/BG	10006B-B05	5/16" (1/2-20M Inv. Fl.)	3/8"
721650	5/BG	10005B-B06	3/8" (5/8-18M Inv. Fl.)	5/16"
721660	5/BG	10006B-B06	3/8" (5/8-18M Inv. Fl.)	3/8"

## PUSH-ON RIGID FEMALE

EDELMANN PART #	STD. PACK QTY.	WEATHERHEAD PART #	INV. FL. TUBE	HOSE SIZE
724340	5/BG	10004B-A03	3/16" (3/8-24F Inv. Fl.)	1/4"
724440	5/BG	10004B-A04	1/4" (7/16-24F Inv. Fl.)	1/4"
724540	5/BG	10004B-A05	5/16" (1/2-20F Inv. Fl.)	1/4"
724560	5/BG	10006B-A05	5/16" (1/2-20F Inv. Fl.)	3/8"
724660	5/BG	10006B-A06	3/8" (5/8-18F Inv. Fl.)	3/8"

## PUSH-ON MALE ELBOW

EDELMANN PART #	STD. PACK QTY.	WEATHERHEAD PART #	PIPE THREAD	HOSE SIZE
731240	5/BG	-	1/8-27M NPT	1/4"
731250	5/BG	10005B-C02	1/8-27M NPT	5/16"
731440	5/BG	-	1/4-18M NPT	1/4"
731450	5/BG	10005B-C03	1/4-18M NPT	5/16"
731460	5/BG	10006B-C04	1/4-18M NPT	3/8"
731650	5/BG	-	3/8-18M NPT	5/16"
731660	5/BG	-	3/8-18M NPT	3/8"

## PUSH-ON S.A.E. SWIVEL FEMALE

EDELMANN PART #	STD. PACK QTY.	WEATHERHEAD PART #	S.A.E. FL. TUBE	HOSE SIZE
741440	5/BG	10004B-404	1/4" (7/16-24F)	1/4"
741540	5/BG	10004B-405	5/16" (1/2-20F)	5/16"
741660	5/BG	10006B-406	3/8" (5/8-18F)	3/8"

## PUSH-ON S.A.E. RIGID MALE

EDELMANN PART #	STD. PACK QTY.	WEATHERHEAD PART #	S.A.E. FL. TUBE	HOSE SIZE
742440	5/BG	10004B-304	1/4" (7/16-24M)	1/4"
742540	5/BG	10004B-305	5/16" (1/2-20M)	5/16"
742660	5/BG	10006B-306	3/8" (5/8-18M)	3/8"

## PUSH-ON RIGID MALE

EDELMANN PART #	STD. PACK QTY.	WEATHERHEAD PART #	PIPE THREAD	HOSE SIZE
744240	5/BG	10004B-102	1/8-27M NPT	1/4"
744250	5/BG	10005B-102	1/8-27M NPT	5/16"
744440	5/BG	10004B-104	1/4-18M NPT	1/4"
744450	5/BG	10005B-104	1/4-18M NPT	5/16"
744460	5/BG	10006B-104	1/4-18M NPT	3/8"
744620	5/BG	-	1/8-27M NPT	3/8"
744660	5/BG	10006B-106	3/8-18M NPT	3/8"
744860	1/BG	-	3/8-18M NPT	1/2"
744880	1/BG	10008B-108	1/2-14M NPT	1/2"

## PUSH-ON HOSE CONNECTOR

EDELMANN PART #	STD. PACK QTY.	WEATHERHEAD PART #	HOSE SIZE
750400	5/BG	10004B-Y04	1/4"
750500	5/BG	10005B-Y05	5/16"
750600	5/BG	10006B-Y06	3/8"
750800	1/BG	10008B-Y08	1/2"

## LOCK-ON RIGID MALE

EDELMANN PART #	STD. PACK QTY.	WEATHERHEAD PART #	HOSE SIZE	PIPE THREAD
847100	5/BG		1/4"	1/4-18M NPT
847200	5/BG		5/16"	1/4-18M NPT
847300	5/BG		3/8"	1/4-18M NPT
847400	5/BG		3/8"	3/8-18M NPT

## LOCK-ON RIGID FEMALE

EDELMANN PART #	STD. PACK QTY.	WEATHERHEAD PART #	HOSE SIZE	PIPE THREAD
848100	5/BG		1/4"	1/4-18F NPT
848200	5/BG		3/8"	1/4-18F NPT
848300	5/BG		3/8"	3/8-18F NPT

## LOCK-ON UNION

EDELMANN PART #	STD. PACK QTY.	WEATHERHEAD PART #	HOSE SIZE
850100	5/BG		1/4"
850200	5/BG		5/16"
850300	5/BG		3/8"
850400	5/BG		1/2"



## CLAMP STYLE HOSE FITTINGS

Manufactured for low pressure applications and used with multi-purpose hose. To assemble, cut hose squarely. Slide clamp on hose, then lubricate hose. Push hose on fitting until hose bottoms against stop ring or hex. Position hose clamp between fitting ball and end of hose.

**WORKING TEMPERATURE:** -40°F to 250°F

**MATERIAL:** Brass

**WORKING PRESSURE:** 60 psi

**APPLICATIONS:** Fuel and oil lines for small engines, vacuum advance, evaporative emission control

## CLAMP STYLE RIGID MALE

EDELMANN PART #	STD. PACK QTY.	WEATHERHEAD PART #	HOSE SIZE	PIPE THREAD
820230	5/BG	1541	3/16"	1/8-27M NPT
844240	5/BG	1537	1/4"	1/8-27M NPT
820250	5/BG	1551	5/16"	1/8-27M NPT
844440	5/BG	1581	1/4"	1/4-18M NPT
820450	5/BG	1555	5/16"	1/4-18M NPT
846260	5/BG	1565	3/8"	1/8-27M NPT
844640	5/BG	-	1/4"	3/8-18M NPT
846460	5/BG	1564	3/8"	1/4-18M NPT
846660	5/BG	1566	3/8"	3/8-18M NPT

## CLAMP STYLE RIGID MALE

EDELMANN PART #	STD. PACK QTY.	WEATHERHEAD PART #	HOSE SIZE	INV. FL. THREAD
821450	5/BG	1598	1/4"	1/4" (7/16-24M Inv. Fl.)
821550	5/BG	1560	5/16"	5/16" (1/2-20M Inv. Fl.)
821560	5/BG	1568	3/8"	5/16" (1/2-20M Inv. Fl.)
821650	5/BG	1561	5/16"	3/8" (5/8-18M Inv. Fl.)
821660	5/BG	1570	3/8"	3/8" (5/8-18M Inv. Fl.)



## CLAMP STYLE 90° MALE ELBOW



EDELMANN PART #	STD. PACK QTY.	WEATHERHEAD PART #	INV. FL. TUBE	HOSE SIZE
822440	5/BG	1403	1/4" (7/16-24M Inv. Fl.)	1/4"
822550	5/BG	1405	5/16" (1/2-20M Inv. Fl.)	5/16"
822560	5/BG	1406	5/16" (1/2-20M Inv. Fl.)	3/8"
822660	5/BG	1407	3/8" (5/8-18M Inv. Fl.)	3/8"

## CLAMP STYLE RIGID FEMALE



EDELMANN PART #	STD. PACK QTY.	WEATHERHEAD PART #	INV. FL. TUBE	HOSE SIZE
824450	5/BG	-	1/4" (7/16-24M Inv. Fl.)	5/16"
824550	5/BG	-	5/16" (1/2-20M Inv. Fl.)	5/16"

## CLAMP STYLE MALE ELBOW



EDELMANN PART #	STD. PACK QTY.	WEATHERHEAD PART #	PIPE THREAD	HOSE SIZE
831240	5/BG	1582	1/8-27M NPT	1/4"
831250	5/BG	1556	1/8-27M NPT	5/16"
831260	5/BG	1572	1/8-27M NPT	3/8"
831450	5/BG	1557	1/4-18M NPT	5/16"
831460	5/BG	1571	1/4-18M NPT	3/8"

## CLAMP STYLE RIGID FEMALE



EDELMANN PART #	STD. PACK QTY.	WEATHERHEAD PART #	INV. FL. TUBE	HOSE SIZE
841550	5/BG	-	5/16" (1/2-20F Inv. Fl.)	5/16"

## CLAMP STYLE RIGID MALE



EDELMANN PART #	STD. PACK QTY.	WEATHERHEAD PART #	INV. FL. TUBE	HOSE SIZE
842550	5/BG	100058-305	5/16" (1/2-20M Inv. Fl.)	5/16"

## CLAMP STYLE BRASS UNION TEE



EDELMANN PART #	STD. PACK QTY.	WEATHERHEAD PART #	HOSE SIZE
847444	5/BG	1064X4	1/4"
847555	5/BG	-	5/16"
847666	5/BG	1064X6	3/8"

# AIR BRAKE FITTINGS FOR NYLON TUBING

Meets D.O.T FMVSS571.106 air brake specifications. Use with S.A.E.J844 type A and B nylon tubing. Easy to assemble, no flaring needed. Also meets S.A.E. standards, S.A.E.J246 and S.A.E.J1131. To assemble, cut tubing squarely. Insert tubing into fitting until bottomed on seat. Then tighten nut so one thread remains visible on fitting body. Finally, wrench tighten as indicated to the right.

TUBE SIZE	WRENCH TURNS
1/4	3
3/8 & 1/2	4
5/8 & 3/4	3-1/2

**WORKING TEMPERATURE:** -40°F to 200°F

**MATERIAL:** Brass

**WORKING PRESSURE:** Up to 150 psi

**APPLICATIONS:** Air brake system and cab air controls

## TUBING INSERT (FOR ALUMINUM TUBING)

EDELMANN PART #	STD. PACK QTY.	WEATHERHEAD PART #	TUBE SIZE
908040	5/BG	-	1/4"
908050	5/BG	-	5/16"
908060	5/BG	-	3/8"
908080	5/BG	-	1/2"



## BULKHEAD COUPLING (FOR COPPER TUBING)

EDELMANN PART #	STD. PACK QTY.	WEATHERHEAD PART #	MALE PIPE THREAD	FEMALE PIPE THREAD	LENGTH
908284	1/BG	W05498	1/2-14M NPT	3/8-18F NPT	2.16"
908286	1/BG	W05730	1/2-14M NPT	1/4-18F NPT	2.93"
908642	1/BG	W05465	3/4-14M NPT	1/4-18F NPT	1.5"
908643	1/BG	W21204	3/4-14M NPT	1/4-18F NPT	.94"
908663	1/BG	W17709	1-11-1/2M NPT	3/8-18F NPT	1.31"



## BULKHEAD UNION (FOR NYLON TUBING)

EDELMANN PART #	STD. PACK QTY.	WEATHERHEAD PART #	TUBE SIZE
911440	1/BG	1474X4	1/4"
911480	1/BG	1474X8	1/2"

Used only for nylon tubing connections.



## SLEEVE (REF. S.A.E. 100115)

EDELMANN PART #	STD. PACK QTY.	WEATHERHEAD PART #	TUBE SIZE
916040	10/BG	1460X4	1/4"
916060	10/BG	1460X6	3/8"
916080	10/BG	1460X8	1/2"
916090	10/BG	1460X10	5/8"
916092	10/BG	1460X12	3/4"



## NUT (REF. S.A.E. 100110)

EDELMANN PART #	STD. PACK QTY.	WEATHERHEAD PART #	TUBE SIZE
916140	10/BG	1461X4	1/4" (7/16-24)
916160	10/BG	1461X6	3/8" (17/32-24)
916180	5/BG	1461X8	1/2" (11/16-20)
916190	5/BG	1461X10	5/8" (13/16-18)
916192	5/BG	1461X12	3/4" (1-18)



# AIR BRAKE FITTINGS FOR NYLON TUBING

## UNION (REF. S.A.E. 100101BA)



EDELMANN PART #	STD. PACK QTY.	WEATHERHEAD PART #	TUBE SIZE
916240	5/BG	1462X4	1/4"
916260	5/BG	1462X6	3/8"
916280	1/BG	1462X8	1/2"
916290	1/BG	1462X10	5/8"
916292	1/BG	1462X12	3/4"

## INSERT



EDELMANN PART #	STD. PACK QTY.	WEATHERHEAD PART #	TUBE SIZE
916340	5/BG	1484X4	1/4"
916360	5/BG	1484X6	3/8"
916380	1/BG	1484X8	1/2"
916390	1/BG	1484X10	5/8"
916392	1/BG	1484X12	3/4"

## UNION TEE (REF. S.A.E. 100401BA)



EDELMANN PART #	STD. PACK QTY.	WEATHERHEAD PART #	TUBE SIZE
916440	1/BG	1464X4	1/4"
916460	1/BG	1464X6	3/8"
916480	1/BG	1464X8	1/2"
916490	1/BG	-	5/8"

## UNION ELBOW (REF. S.A.E. 100201BA)



EDELMANN PART #	STD. PACK QTY.	WEATHERHEAD PART #	TUBE SIZE
916540	1/BG	-	1/4"
916560	1/BG	1465X6	3/8"
916580	1/BG	1465X8	1/2"

## FEMALE CONNECTOR (REF. S.A.E. 100103BA)



EDELMANN PART #	STD. PACK QTY.	WEATHERHEAD PART #	TUBE SIZE	FEMALE PIPE THREAD
916642	5/BG	-	1/4"	1/8-27F NPT
916644	5/BG	-	1/4"	1/4-18F NPT
916662	5/BG	1466X6X2	3/8"	1/8-27F NPT
916664	5/BG	1466X6	3/8"	1/4-18F NPT
916666	5/BG	1466X6X6	3/8"	3/8-18F NPT
916686	1/BG	1466X8	1/2"	3/8-18F NPT
916688	1/BG	-	1/2"	1/2-14F NPT
916608	1/BG	-	5/8"	1/2-14F NPT



# AIR BRAKE FITTINGS FOR NYLON TUBING

## MALE CONNECTOR (REF. S.A.E. 100102BA)

EDELMANN PART #	STD. PACK QTY.	WEATHERHEAD PART #	TUBE SIZE	MALE PIPE THREAD
916842	5/BG	1468X4	1/4"	1/8-27M NPT
916844	5/BG	1468X4X4	1/4"	1/4-18M NPT
916846	5/BG	1468X4X6	1/4"	3/8-18M NPT
916862	5/BG	1468X4X2	3/8"	1/8-27M NPT
916864	5/BG	1468X6	3/8"	1/4-18M NPT
916866	5/BG	1468X6X6	3/8"	3/8-18M NPT
916868	5/BG	1468X6X8	3/8"	1/2-14M NPT
916884	1/BG	1468X8X4	1/2"	1/4-18M NPT
916886	1/BG	1468X8	1/2"	3/8-18M NPT
916888	1/BG	1468X8X8	1/2"	1/2-14M NPT
916806	1/BG	1468X10X6	5/8"	3/8-18M NPT
916808	1/BG	1468X10	5/8"	1/2-14M NPT
916828	1/BG	1468X12	3/4"	1/2-14M NPT
916892	1/BG	1468X12X12	3/4"	3/8-18M NPT



## MALE ELBOW (REF. S.A.E. 100202BA)

EDELMANN PART #	STD. PACK QTY.	WEATHERHEAD PART #	TUBE SIZE	MALE PIPE THREAD
916942	5/BG	1469X4	1/4"	1/8-27M NPT
916944	5/BG	1469X4X4	1/4"	1/4-18M NPT
916946	1/BG	1469X4X6	1/4"	3/8-18M NPT
916962	5/BG	1469X6X2	3/8"	1/8-27M NPT
916964	5/BG	1469X6	3/8"	1/4-18M NPT
916966	5/BG	1469X6X6	3/8"	3/8-18M NPT
916968	5/BG	1469X6X8	3/8"	1/2-14M NPT
916984	1/BG	1469X8X4	1/2"	1/4-18M NPT
916986	1/BG	1469X8	1/2"	3/8-18M NPT
916988	1/BG	1469X8X8	1/2"	1/2-14M NPT
916906	1/BG	1469X10X6	5/8"	3/8-18M NPT
916908	1/BG	1469X10	5/8"	1/2-14M NPT
916928	1/BG	1469X12	3/4"	1/2-14M NPT



# AIR BRAKE FITTINGS FOR NYLON TUBING



## MALE RUN TEE (REF. S.A.E. 100121BA)

EDELMANN PART #	STD. PACK QTY.	WEATHERHEAD PART #	TUBE SIZE	MALE PIPE THREAD
917142	1/BG	1471X4	1/4"	1/8-27M NPT
917144	1/BG	-	1/4"	1/4-18M NPT
917164	1/BG	1471X6	3/8"	1/4-18M NPT



## MALE BRANCH TEE (REF. S.A.E. 100125BA)

EDELMANN PART #	STD. PACK QTY.	WEATHERHEAD PART #	TUBE SIZE	MALE PIPE THREAD
917242	1/BG	1472X4	1/4"	1/8-27M NPT
917244	1/BG	-	1/4"	1/4-18M NPT
917264	1/BG	1472X6	3/8"	1/4-18M NPT
917266	1/BG	1472X6X6X6	3/8"	3/8-18M NPT
917286	1/BG	1472X8	1/2"	3/8-18M NPT



## 45° ELBOW (REF. S.A.E. 100302BA)

EDELMANN PART #	STD. PACK QTY.	WEATHERHEAD PART #	TUBE SIZE	MALE PIPE THREAD
917962	1/BG	-	3/8"	1/8-27M NPT
917964	1/BG	1480X6	3/8"	1/4-18M NPT
917966	1/BG	1480X6X6	3/8"	3/8-18M NPT
917986	1/BG	1480X8	1/2"	3/8-18M NPT
917908	1/BG	1480X10	5/8"	1/2-14M NPT

# DETACHABLE AIR BRAKE FITTINGS

Designed for use on truck and bus compressed air brake systems. Meets S.A.E. J1402C (formerly Type B) and D.O.T. FMVSS-106 specifications. Intended exclusively for use with compressed air brake hose.

**WORKING TEMPERATURE:** -63°F to 250°F

**WORKING PRESSURE:** 125 psi

**MAXIMUM BURST PRESSURE:** 900 psi

**APPLICATIONS:** Truck and bus compressed air brake systems

## SLEEVE

EDELMANN PART #	STD. PACK QTY.	WEATHERHEAD PART #	HOSE I.D.
926060	1/BG	33806-A	3/8"
926080	1/BG	33808-A	1/2"



## NUT

EDELMANN PART #	STD. PACK QTY.	WEATHERHEAD PART #	HOSE I.D.
926160	1/BG	33806-B	3/8"
926180	1/BG	33808-B	1/2"



## HOSE MENDER

EDELMANN PART #	STD. PACK QTY.	WEATHERHEAD PART #	HOSE I.D.
926260	1/BG	33806B-Y06	3/8"
926280	1/BG	33808B-Y08	1/2"



## FEMALE CONNECTOR

EDELMANN PART #	STD. PACK QTY.	WEATHERHEAD PART #	HOSE I.D.	FEMALE PIPE THREAD
926660	1/BG	33806B-Y76	3/8"	3/4-20F NPT



## MALE CONNECTOR

EDELMANN PART #	STD. PACK QTY.	WEATHERHEAD PART #	HOSE I.D.	MALE PIPE THREAD
926866	1/BG	33806B-Y26	3/8"	3/8-18M NPT
926868	1/BG	33806B-Y28	3/8"	1/2-14M NPT
926886	1/BG	33808B-Y26	1/2"	3/8-18M NPT
926888	1/BG	33808B-Y28	1/2"	1/2-14M NPT



## ADAPTER

EDELMANN PART #	STD. PACK QTY.	WEATHERHEAD PART #	AIR BRAKE SWIVEL	PIPE SIZE	THREAD SIZE
927764	1/BG	1390X6	3/8"	1/4-18 NPT	3/4-20
927766	1/BG	1390X6X6	3/8"	3/8-18 NPT	3/4-20
927786	1/BG	1390X8	1/2"	3/8-18 NPT	7/8-20



## CONNECTOR WITH ADAPTER

EDELMANN PART #	STD. PACK QTY.	WEATHERHEAD PART #	HOSE I.D.	ABS THREAD	MALE PIPE THREAD
927864	1/BG	33806B-Y84	3/8"	3/8"	1/4-18M NPT
927886	1/BG	33808B-Y86	1/2"	1/2"	3/8-18M NPT



# DETACHABLE AIR BRAKE FITTINGS



## AIR TANK DRAIN VALVE

EDELMANN PART #	STD. PACK QTY.	WEATHERHEAD PART #	MALE PIPE THREAD
930040	1/BG	1421-60	1/4-18M NPT



## GLAD HANDS

EDELMANN PART #	STD. PACK QTY.	WEATHERHEAD PART #	
931100	1/BG	W79850	Service (Blue)
931200	1/BG	-	Emergency (Red)
931300	1/BG	W76150	Universal (Brass)



## GLAD HAND SEAL

EDELMANN PART #	STD. PACK QTY.	WEATHERHEAD PART #
935000	1/BG	W14630



## CONNECTOR WITH SPRING GUARD

EDELMANN PART #	STD. PACK QTY.	WEATHERHEAD PART #	HOSE I.D.	MALE PIPE THREAD
936864	1/BG	33806B-Y34	3/8"	1/4-18M NPT
936866	1/BG	33806B-Y36	3/8"	3/8-18M NPT
936868	1/BG	33806B-Y38	3/8"	1/2-14M NPT
936886	1/BG	33808B-Y36	1/2"	3/8-18M NPT
936888	1/BG	33808B-Y38	1/2"	1/2-14M NPT



## AIR BRAKE TUBING

Parflex tubing is nylon tubing designed for use in tractor, trailer and other mobile air brake, fuel instrumentation and air accessory systems. Meets S.A.E. J844 type A or B tubing and performance requirements as specified in S.A.E. J1131. Available in black only.

### PFT Type A

Heat and light stabilized single wall extruded type 11 nylon tubing, available in sizes 1/8", 1/4" and 5/16". This tubing conforms for S.A.E. specification J844 type A. The A refers to non-reinforced tubing. Meets D.O.T. FMVSS 106 (1/4" not listed in FMVSS 106). Saves weight and labor in comparison with other tubing. Comes in 100 ft. coils.

TEMPERATURE RANGE: -40°F to 200°F (-40°C to 93°C)

MAXIMUM WORKING PRESSURE: 150 psi

EDELMANN PART #	STD. PACK QTY.	WEATHERHEAD PART #	HOSE O.D.	MIN. BEND RADIUS	HOSE I.D.
PFT-2A	100' Coil	NT10002	1/8"	3/8"	3/32"
PFT-4A	100' Coil	NT10004	1/4"	1"	7/32"
PFT-5A	100' Coil	NT10005	5/16"	1-1/4"	9/32"

### PFT Type B

Heat and light stabilized seamless extruded nylon 11 core reinforced with one open ply of fibrous reinforcement and a protective nylon 11 cover sheath. The outer cover and core are fused to minimize leakage and maximize impact resistance. This tubing conforms to S.A.E. J844 type B. The B refers to reinforced tubing. Meets D.O.T. FMVSS 106. Saves weight and labor in comparison with other tubing. Comes in 100 ft. coils.

TEMPERATURE RANGE: -40°F to 200°F (-40°C to 93°C)

MAXIMUM WORKING PRESSURE: 150 psi

EDELMANN PART #	STD. PACK QTY.	WEATHERHEAD PART #	HOSE O.D.	MIN. BEND RADIUS	HOSE I.D.
PFT-6B	100' Coil	NT10006	3/8"	1-1/2"	5/16"
PFT-8B	100' Coil	NT10008	1/2"	2"	7/16"

# COPPERHEAD® (COPPER-NICKEL) BRAKELINES

## COPPERHEAD (COPPER-NICKEL ALLOY) BRAKE LINES

Copperhead lines are made in compliance with S.A.E. J1047, J1677 and ISO 4038.

### Superior Protection

Copperhead® is a seamless copper-nickel alloy superior to steel or coated lines and is inherently corrosion resistant.

### Strong and Bends By Hand

Copperhead® will bend by hand and is kink resistant allowing the installer to easily maneuver it into position. The material has yield and tensile strength similar to steel but cuts the job time in half.

### What You Need

Available in all popular domestic and import sizes and lengths.



### STANDARD LINES

LENGTH	3/16" Inverted Flare One End Long S.A.E. Inv. Fl.		1/4" Inverted Flare One End Long S.A.E. Inv. Fl.		5/16" Inverted Flare		3/8" Inverted Flare	
	EDELMANN PART #	STD. PACK QTY.	EDELMANN PART #	STD. PACK QTY.	EDELMANN PART #	STD. PACK QTY.	EDELMANN PART #	STD. PACK QTY.
8"	308CN	10	408CN	10	508CN	5	608CN	5
12"	312CN	10	412CN	10	512CN	5	612CN	5
20"	320CN	10	420CN	10	520CN	5	620CN	5
30"	330CN	10	430CN	10	530CN	5	630CN	5
40"	340CN	10	440CN	10	540CN	5	640CN	5
51"	351CN	10	451CN	10	551CN	5	651CN	5
60"	360CN	10	460CN	10	560CN	5	660CN	5
72"	372CN	10	472CN	10	572CN	5	672CN	5

### METRIC LINES

LENGTH	3/16" Metric Thread Standard Flare 10MM-1.0MM		3/16" U.S. Thread Bubble Flare 3/8" x 24		3/16" Metric Thread Bubble Flare 10MM-1.0MM	
	EDELMANN PART #	STD. PACK QTY.	EDELMANN PART #	STD. PACK QTY.	EDELMANN PART #	STD. PACK QTY.
8"	4308CN	10	5308CN	10	6308CN	10
12"	4312CN	10	5312CN	10	6312CN	10
20"	4320CN	10	5320CN	10	6320CN	10
30"	4330CN	10	5330CN	10	6330CN	10
40"	4340CN	10	5340CN	10	6340CN	10
51"	4351CN	10	5351CN	10	6351CN	10
60"	4360CN	10	5360CN	10	6360CN	10
72"	4372CN	10	5372CN	10	6372CN	10

SCAN CODE



FOR VIDEO

# COPPERHEAD® (COPPER-NICKEL) BRAKELINES


## COPPERHEAD® (COPPER-NICKEL) WALL DISPLAY W/O PRODUCT

7600052 Holds all Short Domestic and Import lines 8" to 30"  
 7600053 Holds all Long Domestic and Import lines 40" to 72"

7600052



7600053



\*shown with product for visual purposes only

Designed to efficiently store pre-made lines.  
 Contains display, peg hooks, wall clips and instruction sheet.

# RHINOHide® PVF BRAKELINES

## RHINOHide® PVF BRAKE LINES

RhinoHide lines are coated for corrosion protection in compliance with GM123M-ASV and S.A.E. J527B.

### Superior Protection

Polyvinyl Fluoride is a chemical top-coat applied to our brake lines that provides superior protection against caustic elements found in salt spray coastal environments and on roads during winter months. A thermoplastic fluoropolymer, PVF makes the brake line highly resistant to chemicals and weather.

### Strong and Safe

PVF provides the protection you need against the environment and chipping from road debris without sacrificing ease in bending brake lines. No kinking or damage to PVF coating will result from bending.

### What You Need

Available in all popular domestic and import sizes and lengths, RhinoHide has the PVF brake line for your job.



### STANDARD LINES

LENGTH	3/16" Inverted Flare One End Long S.A.E. Inv. Fl.		1/4" Inverted Flare One End Long S.A.E. Inv. Fl.		5/16" Inverted Flare		3/8" Inverted Flare	
	EDELMANN PART #	STD. PACK QTY.	EDELMANN PART #	STD. PACK QTY.	EDELMANN PART #	STD. PACK QTY.	EDELMANN PART #	STD. PACK QTY.
8"	308PVF	10	408PVF	10	508PVF	5	608PVF	5
12"	312PVF	10	412PVF	10	512PVF	5	612PVF	5
20"	320PVF	10	420PVF	10	520PVF	5	620PVF	5
30"	330PVF	10	430PVF	10	530PVF	5	630PVF	5
40"	340PVF	10	440PVF	10	540PVF	5	640PVF	5
51"	351PVF	10	451PVF	10	551PVF	5	651PVF	5
60"	360PVF	10	460PVF	10	560PVF	5	660PVF	5
72"	372PVF	10	472PVF	10	572PVF	5	672PVF	5

### METRIC LINES

LENGTH	3/16" Metric Thread Standard Flare 10MM-1.0MM		3/16" U.S. Thread Bubble Flare 3/8" x 24		3/16" Metric Thread Bubble Flare 10MM-1.0MM		6MM Metric Thread ISO Bubble Flare 12MM-1.0MM	
	EDELMANN PART #	STD. PACK QTY.	EDELMANN PART #	STD. PACK QTY.	EDELMANN PART #	STD. PACK QTY.	EDELMANN PART #	STD. PACK QTY.
8"	4308PVF	10	5308PVF	10	6308PVF	10	708PVF	5
12"	4312PVF	10	5312PVF	10	6312PVF	10	712PVF	5
20"	4320PVF	10	5320PVF	10	6320PVF	10	720PVF	5
30"	4330PVF	10	5330PVF	10	6330PVF	10	730PVF	5
40"	4340PVF	10	5340PVF	10	6340PVF	10	740PVF	5
51"	4351PVF	10	5351PVF	10	6351PVF	10	751PVF	5
60"	4360PVF	10	5360PVF	10	6360PVF	10	760PVF	5
72"	4372PVF	10	5372PVF	10	6372PVF	10	772PVF	5
84"	-	-	-	-	6384PVF	10	-	-



## RHINOHide® PVF ADAPTERS

EDELMANN PART #	TUBE SIZE	FITTING SIZES	LENGTH	APPLICATION	STD. PACK QTY.
318PVF	3/16"	3/8-24 Inv. Fl. to 1/4" (7/16-24) Inv. Fl.	8"	GM	10
328PVF	3/16"	3/8-24 Inv. Fl. to 5/16" (1/2-20) Inv. Fl.	8"	FORD	10
338PVF	3/16"	3/8-24 Inv. Fl. to 5/16" (1/2-20) Inv. Fl.	8"	GM	10
348PVF	3/16"	3/8-24 Inv. Fl. to 5/8" (9/16-18) Inv. Fl.	8"	GM	10
418PVF	1/4"	7/16-24 Inv. Fl. to 5/8" (9/16-18) Inv. Fl.	8"	FORD	10
428PVF	1/4"	7/16-24 Inv. Fl. to 1/4" (7/16-24) Inv. Fl.	8"	GM	10
438PVF	1/4"	7/16-24 Inv. Fl. to 5/16" (1/2-20) Inv. Fl.	8"	FORD	10
910PVF	3/16"	3/8-24 Inverted to M12 x 1.0 ISO Bubble	8"		10
911PVF	3/16"	3/8-24 S.A.E. Inv. to M10 x 1.0 S.A.E. Inv.	8"		10
912PVF	3/16"	3/8-24 S.A.E. Inv. to M13 x 1.5 ISO Bubble	8"		10
913PVF	3/16"	3/8-24 S.A.E. Inv. to M10 x 1.0 ISO Bubble	8"		10
914PVF	3/16"	3/8-24 S.A.E. Inv. to M11 x 1.5 ISO Bubble	8"		10
915PVF	6MM	M12 x 1.0 ISO Bubble to M14 x 1.5 ISO Bubble	8"		10
916PVF	6MM	M12 x 1.0 ISO Bubble to M12 x 1.5 ISO Bubble	8"		10

## RHINOHide® PVF WALL DISPLAY WITH PRODUCT

### PVF-1 SHORT LINES 8 THRU 30 INCH

**Contains:** 7600050 (1), 308PVF (5), 312PVF (5), 320PVF (5), 330PVF (5), 408PVF (5), 412PVF (5), 420PVF (5), 430PVF (5), 4308PVF (5), 4312PVF (5), 4320PVF (5), 4330PVF (5), 508PVF (5), 512PVF (5), 520PVF (5), 530PVF (5), 5308PVF (5), 5312PVF (5), 5320PVF (5), 5330PVF (5), 608PVF (5), 612PVF (5), 620PVF (5), 630PVF (5), 6312PVF (5), 6320PVF (5), 6330PVF (5).

### PVF-2 LONG LINES 40 THRU 72 INCH

**Contains:** 7600051 (1), 340PVF (5), 351PVF (5), 360PVF (5), 372PVF (5), 4340PVF (5), 4351PVF (5), 4360PVF (5), 4372PVF (5), 440PVF (5), 451PVF (5), 460PVF (5), 472PVF (5), 5340PVF (5), 5351PVF (5), 5360PVF (5), 5372PVF (5), 540PVF (5), 551PVF (5), 560PVF (5), 572PVF (5), 6340PVF (5), 6351PVF (5), 6360PVF (5), 6372PVF (5), 640PVF (5), 651PVF (5), 660PVF (5), 672PVF (5).

## RHINOHide® PVF WALL DISPLAY W/O PRODUCT

7600050 Holds all Short Domestic and Import lines 8" to 30"  
 7600051 Holds all Long Domestic and Import lines 40" to 72"  
 7600045 Holds all 8" Adapter lines



7600051



7600045



PVF-1

Designed to efficiently store pre-made lines.  
 Contains display, peg hooks, wall clips and instruction sheet.



## COPPERHEAD® (COPPER-NICKEL ALLOY) COILS

Copper-Nickel alloy brake tubing coils meets S.A.E. Standard J1047 / J1677 and ISO 4038. Copperhead® tubing is a seamless copper-nickel alloy known as C70600 and is superior to steel or coated tubing since it is inherently corrosion resistant. This tubing can be bent by hand and is kink resistant.

EDELMANN PART #	O.D.	STD. PACK QTY.
3300CN	3/16"	25 Ft.
3300CN-50	3/16"	50 Ft.
3300CN-100	3/16"	100 Ft.
3400CN	1/4"	25 Ft.
3400CN-50	1/4"	50 Ft.
3400CN-100	1/4"	100 Ft.
3500CN	5/16"	25 Ft.
3600CN	3/8"	25 Ft.
3800CN	1/2"	25 Ft.



## RHINOHide® PVF COILS

RhinoHide® Coils are coated for corrosion protection in compliance with GM123M-ASV and S.A.E. J527B. Polyvinyl Fluoride is a chemical top-coat applied to our brake line that provides superior protection against caustic elements found in salt spray coastal environments and on roads during winter months. Thermoplastic fluoropolymer, PVF makes the tubing highly resistant to chemicals and weather.

EDELMANN PART #	O.D.	STD. PACK QTY.
3300PVF	3/16"	25 Ft.
3400PVF	1/4"	25 Ft.
3500PVF	5/16"	25 Ft.
3600PVF	3/8"	25 Ft.
3700PVF	6MM	25 Ft.



## STAINLESS STEEL TUBING

S304 / ASTM A269 stainless steel tubing is available individually packaged in 25' Coils in four popular diameters. Wall thickness is .028 for seamless and drawn tubing. Tubing has excellent resistance to corrosion.

EDELMANN PART #	O.D.	STD. PACK QTY.
3300SS	3/16"	25 Ft.
3400SS	1/4"	25 Ft.
3500SS	5/16"	25 Ft.
3600SS	3/8"	25 Ft.



## SPIRAL WRAPPED STEEL TUBING

SAE J527/ASTM A254 steel tubing is available individually packaged in 25 ft. coils in four popular diameters, 3/16", 1/4", 5/16" and 3/8" O.D. Wall thickness is .028 for Spiral wrapped tubing. A convenient package for automotive, farm and industrial applications. Tubing resists corrosion, vibration, fatigue, and shock from impact.

EDELMANN PART #	O.D.	STD. PACK QTY.
3300ST	3/16"	25 Ft.
3400ST	1/4"	25 Ft.
3500ST	5/16"	25 Ft.
3600ST	3/8"	25 Ft.

Dealer fitting assortments are designed for service stations, car dealers, specialty and general repair shops and fleet maintenance facilities. Assortments contain the fastest moving fittings, packaged in shatter-resistant, see-through boxes. Easy to read locator card makes it simple to identify and select proper fittings.

## NO. 122 INVERTED FLARE

**Contains:** 121003 (5), 121004 (5), 121005 (5), 121006 (5), 121030 (5), 121040 (5), 122320 (5), 122420 (5), 122520 (5), 122640 (2), 123300 (5), 123400 (5), 123500 (5), 124320 (5), 124420 (5), 124520 (5), 124540 (5), 124640 (2).

## NO. 251 BRAKE LINE ADAPTERS

**Contains:** 121003 (5), 121004 (5), 121005 (5), 121006 (2), 121039 (2), 121049 (2), 121067 (2), 123300 (1 0), 123400 (5), 123500 (5), 258302 (2), 258303 (2), 258340 (5), 258350 (2), 258403 (2), 258430 (2), 258450 (2), 258540 (2).

## NO. 258 BRAKE LINE ADAPTERS

**Contains:** 258302 (2), 258303 (2), 258306 (2), 258307 (2), 258340 (5), 258350 (2), 258403 (2), 258430 (2), 258450 (2), 258540 (2), 258560 (2), 258650 (2), 265301 (2), 265400 (2), 265401 (2), 265500 (2).

## NO. 270 METRIC BRAKE LINE ADAPTERS & UNIONS

**Contains:** 263000 (2), 264000 (2), 265000 (2), 266000 (2), 267000 (2), 268000 (2), 270300 (2), 270330 (2), 271300 (2), 271330 (2), 272330 (2), 272340 (2), 274000 (2), 275300 (2), 276000 (2).

## NO. 290 BRAKE LINE TUBE NUT ASSORTMENT

**Contains:** 121034 (5), 121039 (5), 121045 (5), 121049 (5), 121072 (10), 276011 (5), 276012 (5), 276013 (5), 276110 (5).

## NO. 291 METRIC FITTING ASSORTMENT

**Contains:** 121050 (5), 270300 (5), 271300 (2), 274000 (2), 276000 (2), 276011 (5), 276012 (5), 276013 (5), 276110 (5).

## NO. 292 MASTER CYLINDER ADAPTER ASSORTMENT

**Contains:** 258302 (2), 258303 (2), 258340 (2), 258350 (2), 258403 (2), 258430 (2), 258450 (2), 258540 (2), 258560 (2), 258650 (2), 263000 (2), 264000 (2), 265000 (2), 266100 (2), 267100 (2), 270300 (2), 271300 (2), 272330 (2).

## NO. 293 MASTER CYLINDER ADAPTER ASSORTMENT

**Contains:** 258302 (2), 258303 (2), 258340 (2), 258350 (2), 258403 (2), 258430 (2), 258450 (2), 258560 (2), 258650 (2).



## NO. 294 TUBE NUT ADAPTER UNION BRAKE LINE ASSORTMENT

---

**Contains:** 121003 (10), 121004 (10), 121005 (10), 121034 (10), 121039 (5), 121040 (10), 121045 (5), 121049 (5), 121050 (10), 121069 (2), 121070 (2), 121072 (5), 123300 (5), 123400 (5), 123500 (5), 258650 (5), 270300 (5), 271300 (5), 272330 (5), 274000 (5), 276000 (5), 276011 (5), 276012 (5), 276013 (5).

## NO. 295 TUBE NUT ADAPTER UNION BRAKE LINE ASSORTMENT

---

**Contains:** 121006 (10), 121030 (10), 121050 (10), 123600 (2), 258350 (1), 258450 (1), 258650 (5), 263000 (5), 264000 (5), 265000 (5), 271300 (5), 275300 (2), 276014 (10), 276015 (5), 276016 (5), 276017 (5), 276110 (10), 277000 (2).

## NO. 296 BRAKE LINE UNION ASSORTMENT

---

**Contains:** 123300 (2), 123400 (2), 123500 (2), 123600 (2), 274000 (2), 275000 (2), 276000 (2), 277000 (2).

## NO. 297 BRAKE LINE FITTING ASSORTMENT 3/16"

---

**Contains:** 121003 (20), 121030 (10), 121034 (10), 121039 (6), 121050 (12), 121072 (6), 123300 (4), 258302 (1), 258303 (1), 258340 (1), 258350 (1), 263000 (1), 264000 (1), 265000 (1), 270300 (2), 271300 (2), 272330 (1), 274000 (2), 276000 (2), 276011 (4), 276012 (4), 276013 (4), 276014 (2), 276110 (12).

## NO. 297CN BRAKE LINE REPLACEMENT KIT 3/16"

---

**Contains:** 121003 (20), 121030 (10), 121034 (10), 121039 (6), 121050 (12), 121072 (6), 123300 (4), 258302 (1), 258303 (1), 258340 (1), 258350 (1), 263000 (1), 264000 (1), 265000 (1), 270300 (2), 271300 (2), 272330 (1), 274000 (2), 276000 (2), 276011 (4), 276012 (4), 276013 (4), 276014 (2), 276110 (12), 3300CN (1).

## NO. 297CN-2 BRAKE LINE REPLACEMENT KIT 3/16"

---

**Contains:** 121003 (20), 121030 (10), 121034 (10), 121039 (6), 121050 (12), 121072 (6), 123300 (4), 258302 (1), 258303 (1), 258340 (1), 258350 (1), 263000 (1), 264000 (1), 265000 (1), 270300 (2), 271300 (2), 272330 (1), 274000 (2), 276000 (2), 276011 (4), 276012 (4), 276013 (4), 276014 (2), 276110 (12), 3300CN (2).



## NO. 298 BRAKE LINE FITTING ASSORTMENT KIT 1/4"

**Contains:** 121004 (4), 121040 (4), 121045 (4), 121049 (4), 123400 (4), 258403 (2), 258430 (2), 258450 (2).

## NO. 298CN BRAKE LINE REPLACEMENT KIT 1/4"

**Contains:** 121004 (4), 121040 (4), 121045 (4), 121049 (4), 123400 (4), 258403 (2), 258430 (2), 258450 (2), 3400CN (1).

## NO. 300CN BRAKE LINE REPLACEMENT KIT 3/16" & 1/4"

**Contains:** 121003 (20), 121030 (10), 121034 (10), 121039 (6), 121050 (12), 121072 (6), 123300 (4), 258302 (1), 258303 (1), 258340 (1), 258350 (1), 263000 (1), 264000 (1), 265000 (1), 270300 (2), 271300 (2), 272330 (1), 274000 (2), 276000 (2), 276011 (4), 276012 (4), 276013 (4), 276014 (2), 276110 (12), 121004 (4), 121040 (4), 121045 (4), 121049 (4), 123400 (4), 258403 (2), 258430 (2), 258450 (2), 3300CN (1), 3400CN (1).

## NO. 691 GREASE FITTINGS

**Contains:** 600000 (30), 607000 (10), 609000 (40), 611000 (10), 613000 (10).

## NO. 692 METRIC GREASE FITTINGS

**Contains:** 680000 (20), 681000 (10), 682000 (10), 683000 (10), 684000 (10), 685000 (10), 686000 (10), 687000 (10), 688000 (10).

## NO. 710 PLASTIC TEES, CONNECTORS & VACUUM CAPS

**(Box A)**


**Contains:** 711322 (2), 713000 (2), 714222 (2), 714333 (3), 714666 (2), 716300 (2), 717223 (2), 717224 (2), 717244 (2), 717334 (2), 717444 (3), 717466 (2), 717664 (2), 718332 (2), 718555 (2), 762222 (2), 762300 (2), 763333 (2).


**(Box B)**

**Contains:** 711022 (2), 711033 (3), 711043 (2), 711044 (3), 711055 (2), 711066 (2), 712000 (2), 712330 (3), 712340 (2), 712460 (2), 712550 (2), 712660 (2), 715300 (2), 719220 (2), 719240 (3), 720000 (3), 720200 (2), 720400 (3), 720500 (2), 720600 (2).

## NO. 916 AIR BRAKE FITTINGS FOR NYLON TUBING

**Contains:** 916040 (20), 916060 (20), 916080 (10), 916140 (10), 916160 (10), 916180 (5), 916240 (5), 916260 (5), 916844 (5), 916842 (10), 916864 (5), 916886 (5), 916942 (5), 916964 (3), 916986 (2), 916340 (20), 916360 (10), 916380 (10).





## THE COMPLETE STORY

There's never been a more complete collection of automotive fittings assembled into one easy-to-use display. The new Edelmann Big Brass 405 display has 405 facings for the industry's most complete selection. It features brake line fittings, grease fittings, hose fittings and air brake fittings from Edelmann's line of over 1000 parts.

It's extensive because that's what you need to keep up with a complex aftermarket. Yet for such extensive coverage, it's a remarkably simple line to display and sell. Here's why...

**An Intelligent Selection.** Your Edelmann salesman will help you select the right product mix for your market. He'll do that by referring to his own sales data for your part of the country. Then he'll discuss market options with you. The resulting selection will be tailored to your location.

**An Intelligent System.** The products in the Edelmann Automotive Assortment are divided into six major categories. Each category has its own color code for quick reference on the display. That makes it easier to find the products in the display and in the catalog.

**An Intelligent Cabinet.** The cabinet takes up less than four square feet of floor space, yet delivers over 20 square feet of display area. It's 45" wide, 12" deep and 77" high including the header sign. It features sturdy steel construction.

**An Intelligent Drawer.** Each drawer has a color-coded label which features an illustration, a part number and size information. There's no need to open the drawers to find the part you're looking for. A divider makes it possible to separate bagged inventory from loose parts.

**An Intelligent Catalog.** All of the parts are illustrated and explained in this Catalog. A thorough explanation is given for each part detailing how it works, when to use it and how to use it. The catalog makes each selection easy for your counter sales people to understand.

# JOBBER FITTING ASSORTMENTS

## REPLACEMENT DISPLAY COMPONENTS

(FOR 9000, 1050, 380, 405)

REPLACEMENT TRAY: 145

REPLACEMENT DIVIDER: 148



## 9000 AIR BRAKE ASSORTMENT

Fittings intended for use with nylon tubing. Covers over 95% of your air brake needs. Contains the top 52 selling air brake fittings, totaling 207 individual fittings. This assortment includes 1050 MT.

## 9000 AIR BRAKE ASSORTMENT

Edelmann Part #	Qty.	Edelmann Part #	Qty.	Edelmann Part #	Qty.	Edelmann Part #	Qty.	Edelmann Part #	Qty.	Edelmann Part #	Qty.	Edelmann Part #	Qty.							
1	908040	5	9	916080	10	17	916260	5	25	916392	1	33	916844	5	41	916942	5	49	917264	1
2	908050	5	10	916090	10	18	916280	1	26	916440	1	34	916846	5	42	916944	5	50	917964	1
3	908060	5	11	916092	10	19	916290	1	27	916460	1	35	916862	5	43	916962	5	51	917966	1
4	908080	5	12	916140	10	20	916292	1	28	916480	1	36	916864	5	44	916964	5	52	917986	1
5	908642	1	13	916160	10	21	916340	5	29	916642	5	37	916866	5	45	916966	5			
6	908643	1	14	916180	5	22	916360	5	30	916664	5	38	916884	1	46	916984	1			
7	916040	10	15	916190	5	23	916380	1	31	916808	1	39	916886	1	47	916986	1			
8	916060	10	16	916240	5	24	916390	1	32	916842	5	40	916888	1	48	916988	1			

## NO. 1050 SMALL JOBBER STOCK

Contains the fastest moving 105 automotive fitting numbers, totaling 628 individual fittings. All fittings are individually packaged and UPC coded. This assortment includes 105 MT and Edelmann header sign.

## NO. 1050 MT-CABINET ONLY

Width = 44"

Height = 15"

Depth = 12"



## 1050 CABINET

Edelmann Part #	Qty.	Edelmann Part #	Qty.	Edelmann Part #	Qty.	Edelmann Part #	Qty.	Edelmann Part #	Qty.	Edelmann Part #	Qty.	Edelmann Part #	Qty.							
1	120300	5	16	123300	5	31	160600	20	46	203600	5	61	216200	5	76	258403	5	91	680000	10
2	120400	5	17	123400	5	32	160800	10	47	209200	5	62	216400	5	77	258430	5	92	686000	10
3	120500	5	18	123500	5	33	161400	10	48	209400	5	63	216600	1	78	258450	5	93	712330	5
4	120600	5	19	123600	5	34	162200	5	49	209600	5	64	220420	5	79	265000	5	94	744240	5
5	121003	5	20	124320	5	35	162300	5	50	209800	5	65	220640	5	80	267000	5	95	744460	5
6	121004	5	21	124420	5	36	162400	5	51	210420	5	66	220860	1	81	270300	5	96	744660	5
7	121005	5	22	124520	5	37	162500	5	52	210620	5	67	221200	5	82	271300	5	97	820230	5
8	121006	5	23	124540	5	38	162600	5	53	210640	5	68	221400	5	83	274000	5	98	820250	5
9	121030	5	24	124640	5	39	162800	5	54	210840	5	69	221600	5	84	276000	5	99	820450	5
10	121034	5	25	130333	5	40	168220	5	55	210860	5	70	221800	1	85	303400	5	100	821560	5
11	121040	5	26	148440	5	41	168420	5	56	212200	5	71	222440	5	86	311400	5	101	831460	5
12	121045	5	27	160200	20	42	201200	5	57	212400	5	72	224200	5	87	600000	10	102	844240	5
13	121300	5	28	160300	20	43	201400	5	58	212600	5	73	258302	5	88	607000	10	103	846260	5
14	121400	5	29	160400	20	44	203200	5	59	213210	5	74	258340	5	89	609000	10	104	846460	5
15	122320	5	30	160500	20	45	203400	5	60	213410	5	75	258350	5	90	613000	10	105	846660	5

# JOBBER FITTING ASSORTMENTS



## NO. 405 JOBBER MASTER STOCK

Offers excellent coverage with moderate depth of stock leaving plenty of room for expansion. It's ideal for the new store. This assortment includes 405 MT cabinet with 251 part numbers and 1,369 fittings.

## NO. 405 MT-CABINET ONLY

Width = 44"

Height = 70" w/o header sign, 77" w/ header sign

Depth = 12"

## 405 BRASS ASSORTMENT

Edelmann Part #	Qty.	Edelmann Part #	Qty.	Edelmann Part #	Qty.	Edelmann Part #	Qty.	Edelmann Part #	Qty.	Edelmann Part #	Qty.	Edelmann Part #	Qty.							
1	111200	5	37	127333	1	73	168440	5	109	213210	5	145	258302	5	181	608000	10	217	744860	1
2	120300	5	38	130333	5	74	168520	5	110	213220	5	146	258303	5	182	609000	10	218	750400	5
3	120400	5	39	130444	5	75	168540	5	111	213410	5	147	258307	5	183	610000	10	219	750500	5
4	120500	5	40	141060	5	76	168640	5	112	213420	5	148	258340	5	184	611000	10	220	750600	5
5	120600	5	41	141300	5	77	168660	1	113	216200	5	149	258350	5	185	613000	10	221	765232	1
6	121003	5	42	142600	5	78	169420	5	114	216400	5	150	258403	5	186	617000	10	222	820230	5
7	121004	5	43	148420	5	79	169640	5	115	216600	1	151	258430	5	187	626000	10	223	820250	5
8	121005	5	44	148440	5	80	200200	5	116	216800	1	152	258450	5	188	669000	10	224	820450	5
9	121006	5	45	148520	5	81	200400	5	117	219640	5	153	258540	5	189	680000	10	225	821550	5
10	121030	5	46	148540	5	82	201200	5	118	220220	5	154	258560	5	190	681000	10	226	821560	5
11	121034	5	47	148640	5	83	201400	5	119	220420	5	155	258650	5	191	682000	10	227	821650	5
12	121040	5	48	148660	1	84	201600	1	120	220440	5	156	264000	5	192	683000	10	228	821660	5
13	121045	5	49	148860	1	85	203200	5	121	220640	5	157	265000	5	193	684000	10	229	822660	5
14	121050	5	50	149420	5	86	203400	5	122	220660	1	158	265301	5	194	685000	10	230	824550	5
15	121071	5	51	149520	5	87	203600	5	123	220860	1	159	265401	5	195	686000	10	231	831240	5
16	121300	5	52	160200	20	88	203800	1	124	221200	5	160	266000	5	196	712330	5	232	831250	5
17	121400	5	53	160300	20	89	208200	1	125	221400	5	161	267000	5	197	712340	5	233	831260	5
18	121500	5	54	160400	20	90	208400	1	126	221600	5	162	270300	5	198	714333	5	234	831450	5
19	122320	5	55	160500	20	91	208600	1	127	221800	1	163	271300	5	199	715000	5	235	831460	5
20	122420	5	56	160600	20	92	209200	5	128	222220	5	164	272330	5	200	716000	5	236	844240	5
21	122520	5	57	160800	10	93	209400	5	129	222420	5	165	274000	5	201	717444	5	237	844440	5
22	122540	5	58	161200	10	94	209600	5	130	222440	5	166	275300	5	202	719220	5	238	846260	5
23	122640	5	59	161300	10	95	209800	5	131	222640	1	167	276000	5	203	719240	5	239	846460	5
24	123300	5	60	161400	10	96	209920	1	132	222660	1	168	276010	5	204	720000	10	240	846660	5
25	123400	5	61	161500	10	97	210420	5	133	224200	5	169	276110	1	205	720400	10	241	908040	5
26	123500	5	62	161600	10	98	210620	5	134	224400	5	170	303400	5	206	720500	10	242	908060	5
27	123600	5	63	162200	5	99	210640	5	135	224600	1	171	310200	5	207	721550	5	243	916040	10
28	124320	5	64	162300	5	100	210820	5	136	226200	5	172	311400	5	208	721660	5	244	916060	10
29	124420	5	65	162400	5	101	210840	5	137	226400	5	173	331220	1	209	731460	5	245	916080	10
30	124440	5	66	162500	5	102	210860	5	138	226600	5	174	332440	1	210	731660	5	246	916240	5
31	124520	5	67	162600	5	103	210926	1	139	226800	5	175	342400	5	211	744240	5	247	916260	5
32	124540	5	68	162800	5	104	210928	1	140	227200	5	176	349440	1	212	744250	5	248	916340	5
33	124620	5	69	164400	5	105	212200	5	141	227400	5	177	600000	10	213	744440	5	249	916360	5
34	124640	5	70	168220	5	106	212400	5	142	227600	1	178	601000	10	214	744450	5	250	916380	1
35	124660	5	71	168320	5	107	212600	5	143	251550	5	179	605000	10	215	744460	5	251	916886	1
36	126420	5	72	168420	5	108	212800	5	144	251660	5	180	607000	10	216	744660	5			





# INDEX

Edelmann Part #	Page
PFT-2A	45
PFT-4A	45
PFT-5A	45
PFT-6B	45
PFT-8B	45
PVF-1	49
PVF-2	49
122	51
146	54
148	54
251	51
258	51
270	51
290	51
291	51
292	51
293	51
294	52
295	52
296	52
297	52
297CN	52
297CN-2	52
298	53
298CN	53
300CN	53
308CN	46
308PVF	48
312CN	46
312PVF	48
318PVF	49
320CN	46
320PVF	48
328PVF	49
330CN	46
330PVF	48
338PVF	49
340CN	46
340PVF	48
348PVF	49
351CN	46
351PVF	48
360CN	46
360PVF	48
372CN	46
372PVF	48
380	57
405	56
405-MT	56
408CN	46
408PVF	48
412CN	46
412PVF	48
418PVF	49
420CN	46
420PVF	48
428PVF	49
430CN	46
430PVF	48
438PVF	49

Edelmann Part #	Page
440CN	46
440PVF	48
451CN	46
451PVF	48
460CN	46
460PVF	48
472CN	46
472PVF	48
508CN	46
508PVF	48
512CN	46
512PVF	48
520CN	46
520PVF	48
530CN	46
530PVF	48
540CN	46
540PVF	48
551CN	46
551PVF	48
560CN	46
560PVF	48
572CN	46
572PVF	48
608CN	46
608PVF	48
612CN	46
612PVF	48
620CN	46
620PVF	48
630CN	46
630PVF	48
640CN	46
640PVF	48
651CN	46
651PVF	48
660CN	46
660PVF	48
672CN	46
672PVF	48
691	53
692	53
708PVF	48
710	53
712PVF	48
720PVF	48
730PVF	48
740PVF	48
751PVF	48
760PVF	48
772PVF	48
910PVF	49
911PVF	49
912PVF	49
913PVF	49
914PVF	49
915PVF	49
916	53
916PVF	49
1050	55

Edelmann Part #	Page
1050MT	55
3300CN	50
3300CN-50	50
3300CN-100	50
3300PVF	50
3300SS	50
3300ST	50
3400CN	50
3400CN-50	50
3400CN-100	50
3400PVF	50
3400SS	50
3400ST	50
3500CN	50
3500PVF	50
3500SS	50
3500ST	50
3600CN	50
3600PVF	50
3600SS	50
3600ST	50
3700PVF	50
3800CN	50
4308CN	46
4308PVF	48
4312CN	46
4312PVF	48
4320CN	46
4320PVF	48
4330CN	46
4330PVF	48
4340CN	46
4340PVF	48
4351CN	46
4351PVF	48
4360CN	46
4360PVF	48
4372CN	46
4372PVF	48
5308CN	46
5308PVF	48
5312CN	46
5312PVF	48
5320CN	46
5320PVF	48
5330CN	46
5330PVF	48
5340CN	46
5340PVF	48
5351CN	46
5351PVF	48
5360CN	46
5360PVF	48
5372CN	46
5372PVF	48
6308CN	46
6308PVF	48
6312CN	46
6312PVF	48
6320CN	46

Edelmann Part #	Page
6320PVF	48
6330CN	46
6330PVF	48
6340CN	46
6340PVF	48
6351CN	46
6351PVF	48
6360CN	46
6360PVF	48
6372CN	46
6372PVF	48
6384PVF	48
9000	55
108400	19
109400	19
109600	19
109800	19
111200	5
111300	5
111400	5
111500	5
111600	5
112220	5
112320	5
112420	5
112520	5
112640	5
115320	5
115420	5
120300	6
120400	6
120500	6
120600	6
121002	6
121003	6
121004	6
121005	6
121006	6
121030	6
121031	6
121034	6
121035	6
121039	6
121040	6
121045	6
121049	6
121050	6
121067	6
121068	6
121069	6
121070	6
121071	6
121072	6
121073	6
121074	6
121300	6
121400	6
121500	6
121600	6
121800	6

Edelmann Part #	Page
122220	7
122320	7
122420	7
122440	7
122520	7
122540	7
122620	7
122640	7
122660	7
122860	7
123200	7
123300	7
123400	7
123500	7
123600	7
123800	7
123900	7
124220	7
124320	7
124420	7
124440	7
124520	7
124540	7
124620	7
124640	7
124660	7
124860	7
124880	7
125320	7
125420	7
125520	7
125640	7
126220	7
126320	7
126420	7
126520	7
126640	7
126860	7
127030	8
127031	8
127032	8
127033	8
127034	8
127333	8
127444	8
130222	8
130333	8
130444	8
130555	8
130666	8
141030	9
141040	9
141050	9
141060	9
141080	9
141300	9
141400	9
141500	9
141600	9
141800	9

Edelmann Part #	Page
142300	9
142400	9
142500	9
142600	9
142800	9
142900	9
144400	9
144800	9
146320	10
146420	10
146440	10
146520	10
146540	10
146620	10
146640	10
146660	10
146680	10
146880	10
147300	10
147400	10
147500	10
147600	10
147800	10
148320	10
148420	10
148440	10
148520	10
148540	10
148620	10
148640	10
148660	10
148680	10
148840	10
148860	10
148880	10
148908	10
149320	11
149420	11
149440	11
149520	11
149540	11
149620	11
149640	11
149660	11
149680	11
149840	11
149860	11
149880	11
149908	11
149928	11
150420	11
154420	11
154520	11
154540	11
154640	11
154860	11
155300	11
155500	11
155600	11
155800	11

Edelmann Part #	Page
160200	12
160300	12
160400	12
160500	12
160600	12
160700	12
160800	12
160900	12
160920	12
161200	13
161300	13
161400	13
161500	13
161600	13
161700	13
161800	13
161900	13
161920	13
162200	13
162300	13
162400	13
162500	13
162600	13
162800	13
162900	13
162920	13
164200	13
164300	13
164400	13
164500	13
164600	13
164800	13
165300	13
165400	13
165500	13
165600	13
165800	13
166220	13
166320	13
166420	13
166440	13
166520	13
166540	13
166620	13
166640	13
166860	13
168220	14
168320	14
168420	14
168440	14
168520	14
168540	14
168620	14
168640	14
168660	14
168680	14
168840	14
168860	14
168880	14
168908	14

Edelmann Part #	Page
169220	14
169320	14
169420	14
169440	14
169520	14
169540	14
169620	14
169640	14
169660	14
169840	14
169860	14
169880	14
169908	14
170300	12
170400	12
170420	14
170500	12
170600	12
170640	14
171300	12
171400	12
171500	12
171520	14
171600	12
172220	14
172320	14
172420	14
172440	14
172520	14
172640	14
172860	14
173300	12
173400	12
173500	12
173600	12
171300	12
171400	12
171500	12
171600	12
173300	12
173400	12
173500	12
173600	12
200200	15
200400	15
200600	15
200800	15
201200	15
201400	15
201600	15
201800	15
202200	15
202400	15
202600	15
203200	15
203400	15
203600	15
203800	15
208200	15
208400	15

Edelmann Part #	Page
208600	15
208800	15
209200	16
209400	16
209600	16
209800	16
209920	16
210420	16
210620	16
210640	16
210820	16
210840	16
210860	16
210926	16
210928	16
211200	16
211400	16
212200	16
212400	16
212600	16
212800	16
213210	16
213220	16
213230	16
213240	16
213250	16
213410	16
213420	16
213430	16
213440	16
213450	16
213610	16
213620	16
213630	16
213640	16
213650	16
213810	16
213820	16
213830	16
216200	17
216400	17
216420	17
216600	17
216800	17
217200	17
217400	17
217600	17
219420	17
219620	17
219640	17
219860	17
220220	17
220420	17
220440	17
220640	17
220660	17
220860	17
220880	17
221200	17
221400	17

Edelmann Part #	Page
221600	17
221800	17
222220	17
222420	17
222440	17
222640	17
222660	17
222860	17
222880	17
224200	18
224400	18
224600	18
226200	18
226400	18
226600	18
226800	18
227200	18
227400	18
227600	18
228200	18
228400	18
228600	18
251550	19
251660	19
252430	19
252440	19
252660	19
254210	19
256401	20
256582	20
256504	20
256526	20
258302	22
258303	22
258306	22
258307	22
258340	22
258350	22
258403	22
258430	22
258450	22
258530	22
258540	22
258560	22
258650	22
259440	20
260420	20
261320	20
261420	20
261520	20
262000	22
262010	22
262011	22
262012	22
262013	22
262014	22
262015	22
262016	22
262017	22
262018	22

# INDEX

Edelmann Part #	Page
262019	22
262020	22
262021	22
262400	22
262500	22
262700	22
262800	22
262900	22
263000	22
264000	22
265000	22
265220	20
265301	24
265330	20
265400	24
265401	24
265500	24
266000	24
266100	24
267000	24
267100	24
268000	24
268100	24
269000	24
270000	23
270300	23
270330	23
270302	23
270303	23
270304	23
270305	23
270306	23
270307	23
270308	23
270309	23
270310	23
270311	23
271300	22
271330	22
272000	23
272330	24
272340	24
273000	24
273300	7
273400	7
273500	7
273600	7
274000	25
274100	25
275300	25
276000	25
276010	25
276011	25
276012	25
276013	25
276014	25
276015	25
276017	25
276100	25
276110	25

Edelmann Part #	Page
276200	25
277000	25
280001	21
280002	21
280003	21
280005	21
280010	21
280011	21
280012	21
280014	21
281122	21
281127	21
281145	21
281162	21
281185	21
301200	26
303400	26
307200	26
308400	26
309600	26
310200	26
311400	26
312600	26
313800	26
321000	26
322000	26
326000	27
327000	27
328000	27
329000	27
331220	28
332440	28
333660	28
335440	28
338400	27
341200	27
342400	27
343600	27
348220	28
349440	28
350440	28
377440	28
427420	28
428400	28
429520	28
430500	28
457640	28
458600	28
469400	29
469600	29
470400	29
501420	29
502520	29
505420	29
506520	29
520400	29
521500	29
548220	29
549440	29
600000	30

Edelmann Part #	Page
601000	30
604000	30
605000	30
606000	30
607000	30
608000	31
609000	31
610000	31
611000	31
611448	31
612000	31
613000	31
615000	31
617000	31
623000	32
624000	32
626000	32
628000	32
669000	31
671000	31
680000	32
681000	32
682000	32
683000	32
684000	32
685000	32
686000	32
687000	32
688000	32
711022	33
711033	33
711043	33
711044	33
711055	33
711066	33
712000	33
712330	33
712340	33
712420	33
712460	33
712550	33
712660	33
713000	33
714000	33
714222	33
714333	33
714666	33
715000	34
715300	34
716000	34
716300	34
716330	34
717223	33
717224	33
717244	34
717334	33
717444	33
717466	34
717664	33
718332	33

Edelmann Part #	Page
718555	33
719220	33
719240	33
720000	34
720200	34
720400	34
720500	34
720600	34
721340	36
721440	36
721540	36
721550	36
721560	36
721650	36
721660	36
724340	36
724440	36
724540	36
724560	36
724660	36
731240	36
731250	36
731440	36
731450	36
731460	36
731650	36
731660	36
741440	36
741540	36
741660	36
742440	36
742540	36
742660	36
744240	36
744250	36
744440	36
744450	36
744460	36
744620	36
744660	36
744860	36
744880	36
750400	37
750500	37
750600	37
750800	37
762000	34
762222	34
762300	35
762663	34
763333	35
765120	35
765220	35
765230	35
765232	35
765240	35
765242	35
766220	35
766230	35
766232	35

Edelmann Part #	Page
766234	35
766330	35
767222	35
767333	35
820230	37
820250	37
820450	37
821450	37
821550	37
821560	37
821650	37
821660	37
822440	38
822550	38
822560	38
822660	38
824450	38
824550	38
831240	38
831250	38
831260	38
831450	38
831460	38
841550	38
842550	38
844240	37
844440	37
844640	37
846260	37
846460	37
846660	37
847100	37
847200	37
847300	37
847400	37
847444	38
847555	38
847666	38
847444	38
847555	38
847666	38
848100	37
848200	37
848300	37
850100	37
850200	37
850300	37
850400	37
908040	39
908050	39
908060	39
908080	39
908284	39
908286	39
908642	39
908643	39
908663	39
911440	39
911480	39
916040	39

Edelmann Part #	Page
916060	39
916080	39
916090	39
916092	39
916140	39
916160	39
916180	39
916190	39
916192	39
916240	40
916260	40
916280	40
916290	40
916292	40
916340	40
916360	40
916380	40
916390	40
916392	40
916440	40
916460	40
916480	40
916490	40
916540	40
916560	40
916580	40
916608	40
916642	40
916644	40
916662	40
916664	40
916666	40
916686	40
916688	40
916806	41
916808	41
916828	41
916842	41
916844	41
916846	41
916862	41
916864	41
916866	41
916868	41
916884	41
916886	41
916888	41
916892	41
916906	41
916908	41
916928	41
916942	41
916944	41
916946	41
916962	41
916964	41
916966	41
916968	41
916984	41
916986	41

Edelmann Part #	Page
916988	41
917142	42
917144	42
917164	42
917242	42
917244	42
917264	42
917266	42
917286	42
917908	42
917962	42
917964	42
917966	42
917986	42
926060	43
926080	43
926160	43
926180	43
926260	43
926280	43
926660	43
926866	43
926868	43
926886	43
926888	43
927764	43
927766	43
927786	43
927864	43
927886	43
930040	44
931100	44
931200	44
931300	44
935000	44
936864	44
936866	44
936868	44
936886	44
936888	44
7600045	49
7600050	49
7600051	49
7600052	47
7600053	47

# INTERCHANGE - AGS / EVERCO

AGS Part #	Edelmann Part #
BLF-10	121030
BLF-11	121034
BLF-12	121003
BLF-13	121004
BLF-14	121005
BLF-15	121006
BLF-16	121040
BLF-17	258540
BLF-18	258650
BLF-19	258450
BLF-20	258350
BLF-21	258307
BLF-22	258340
BLF-23	258430
BLF-24	258560
BLF-25	258403
BLF-26	258306
BLF-27	258303
BLF-28	258302
BLF-29	270300
BLF-30	272330
BLF-31	271300
BLF-32	264000
BLF-33	265000
BLF-34	263000
BLF-35	266100
BLF-36	267100
BLF-37	268100
BLF-38	276014
BLF-39	276110
BLF-40	121050
BLF-41	121072
BLF-42	121039
BLF-43	121049
BLF-44	121045
BLF-46	276015
BLF-47	276011
BLF-48	276012
BLF-49	276013
BLF-51	276015
BLF-52	276016
BLF-53	276017
BLF-54	270000
BLF-56	122320
BLF-57	124320
BLF-58	228200
BLF-59	130333
BLF-60	120300
BLF-61	272000
BLFA-8K	297CN
BLFA-8K-2	297CN-2
BLFA-9K	298CN
BLU-3	123300
BLU-4	123400
BLU-5	123500
BLU-6	123600
BLU-7	275300
BLU-8	276000
BLU-9	274000
BLU-10	277000
CF-0	162200
CF-1	162300
CF-2	162400
CF-3	162500
CF-4	162600

AGS Part #	Edelmann Part #
CF-5	162800
FLR-008	121070
FLR-009	121069

EVERCO Part #	Edelmann Part #
1K	301200
2K	303400
5K	308400
6K	505420
7K	506520
8	108400
10A	219420
10C	219640
10CC	219620
10E	219860
11A	111200
11B	111300
11C	111400
11D	111500
11E	111600
11K	502520
12A	112220
12B	112320
12C	112420
12D	112520
15B	115320
15C	115420
17K	377440
21K	335440
23K	521500
26K	548220
27	427420
27C	127444
27DB	127033
27K	549440
28	428400
29	429520
30	430500
37	280003
38	280001
39	280002
40	280010
40B	141300
40C	141400
40D	141500
40E	141600
40F	141800
41B	141030
41C	141040
41D	141050
41E	141060
41F	141080
41K	341200
42B	142300
42C	142400
42D	142500
42E	142600
42F	142800
42G	142900
42K	342400
43K	343600
44B	144300
44C	144400
44F	144800
46B	146320
46C	146420
46D	146520
46DD	146540
46E	146640
46EE	146620

EVERCO Part #	Edelmann Part #
46EEE	146660
46EF	146680
47B	147300
47C	147400
47D	147500
47F	147800
48B	148320
48C	148420
48CC	148440
48D	148520
48DD	148540
48E	148620
48EE	148640
48EEE	148660
48EF	148680
48F	148860
48FF	148880
48FFF	148840
48G	148908
49B	149320
49C	149420
49CC	149440
49D	149520
49DD	149540
49E	149620
49EE	149640
49EEE	149660
49EF	149680
49F	149860
49FF	149880
49G	149908
49H	149928
50C	150420
54D	154520
54DC	154540
54E	154640
54F	154860
55B	155300
55D	155500
55E	155600
55F	155800
56B	127333
56BY	127030
56CY	127031
56CZ	127032
56M	273000
56XC	127034
57	457640
58	458600
60A	160200
60B	160300
60C	160400
60D	160500
60E	160600
60F	160800
60G	160900
60H	160920
61A	161200
61B	161300
61C	161400
61D	161500
61E	161600
61F	161800
61G	161900
61H	161920

EVERCO Part #	Edelmann Part #
62A	162200
62B	162300
62C	162400
62D	162500
62E	162600
62F	162800
62G	162900
62H	162920
64A	164200
64B	164300
64C	164400
64D	164500
64E	164600
64F	164800
65B	165300
65C	165400
65D	165500
65E	165600
65F	165800
66A	166220
66B	166320
66C	166420
66CC	166440
66D	166520
66DD	166540
66E	166640
66EE	166620
66F	166860
68A	168220
68B	168320
68C	168420
68CC	168440
68D	168520
68DD	168540
68E	168620
68EE	168640
68EEE	168660
68EEEE	168680
68F	168860
68FF	168880
68G	168908
69A	169220
69B	169320
69C	169420
69CC	169440
69D	169520
69DD	169540
69E	169620
69EE	169640
69EEE	169660
69F	169860
69FC	169840
69FF	169880
69G	169908
70C	170420
70E	170640
72A	172220
72B	172320
72C	172420
72CC	172440
72D	172520
72E	172640
72F	172860
100A	200200
100C	200400

# INTERCHANGE - EVERCO (CONT.)

EVERCO Part #	Edelmann Part #
100E	200600
100F	200800
101A	201200
101C	201400
101E	201600
101F	201800
102A	202200
102C	202400
102E	202600
103A	203200
103C	203400
103E	203600
103F	203800
105A	121002
105B	121003
105BC	121034
105BL	121030
105BY	121039
105C	121004
105CD	121045
105CL	121040
105CY	121049
105D	121005
105E	121006
105EX	121067
107F	251660
107U	251550
108A	208200
108C	208400
108E	208600
108F	208800
110C	210420
110E	210620
110EE	210640
110F	210860
110FA	210820
110FF	210840
110H	210926
110HH	210928
111A	211200
111C	211400
112A	212200
112C	212400
112E	212600
112F	212800
113A1	213210
113A2	213220
113A3	213230
113A4	213240
113A5	213250
113C1	213410
113C2	213420
113C3	213430
113C4	213440
113C5	213450
113E1	213610
113E2	213620
113E3	213630
113E4	213640
113E5	213650
113F1	213810
113F2	213820
113F3	213830
116A	216200
116C	216400

EVERCO Part #	Edelmann Part #
116CC	216420
116E	216600
116F	216800
117A	217200
117C	217400
117E	217600
120A	220220
120C	220440
120CC	220420
120E	220660
120EE	220640
120F	220880
120FF	220860
121A	209200
121C	209400
121E	209600
121F	209800
121H	209920
122A	222220
122C	222440
122E	222660
122F	222880
123C	222420
123E	222640
123F	222860
124A	224200
124C	224400
124E	224600
126A	226200
126C	226400
126E	226600
126F	226800
127A	227200
127C	227400
127E	227600
128A	228200
128C	228400
128E	228600
129A	221200
129C	221400
129E	221600
129F	221800
131	331220
132	332440
134	333660
135	310200
143	309600
145	311400
148	348220
149	349440
155	312600
158	258430
159	259440
160	313800
200A	124220
200B	124320
200C	124420
200CC	124440
200D	124520
200DD	124540
200E	124640
200EE	124660
200EEE	124620
200F	124860
200FF	124880

EVERCO Part #	Edelmann Part #
240E	926866
240F	926868
241C	936864
241E	936866
241F	936868
242E	926260
243E	926060
244E	926160
246	931300
248	935000
253	322000
254	326000
255	327000
256	329000
257	328000
292C	916340
292D	908050
292E	916360
292F	916380
292G	916390
292H	916392
300A	123200
300B	123300
300C	123400
300D	123500
300E	123600
300F	123800
352B	125320
352C	125420
352D	125520
352E	125640
400A	122220
400B	122320
400C	122420
400CC	122440
400D	122520
400DD	122540
400E	122640
400EE	122620
400EEE	122660
400F	122860
421	281127
422	281145
423	281185
424	281122
425	281162
500B	120300
500C	120400
500D	120500
500E	120600
600A	126220
600B	126320
600C	126420
600D	126520
600E	126640
600F	126860
702A	130222
702B	130333
702C	130444
702D	130555
702E	130666
805C	252440
805D	258540
805E	252660
1074	265500

EVERCO Part #	Edelmann Part #
1513	260420
1514	261520
1521	254210
1704	831260
1705	846260
1709	844440
1710	844240
1711	846660
1712	831250
1716	846460
1719	820450
1720	831240
1721	831450
1725	831460
1726	821650
1734	820250
1735	824550
1737	824450
1738	841550
1741	842550
1742	821450
1742DD	821550
1746	821560
1746EE	821660
1764	822440
1777	844640
1791	822550
1795	822560
1799	822660
1841	626000
1842	628000
1843	623000
1844	624000
1851	609000
1852	611000
1853	613000
1854	608000
1855	680000
1856	681000
1857	682000
1861	600000
1862	605000
1863	607000
1864	601000
1865	683000
1866	684000
1867	685000
1871	669000
1872	617000
1873	671000
1896	686000
1897	687000
1898	688000
2516BC	766330
2518CBB	767333
2531BBB	765330
2532AAA	767222
2551AA	766220
2551AB	766230
2551AC	766232
2558AB	765232
2568AB	765220
2615A	720200
2615B	720000
2615C	720400

EVERCO Part #	Edelmann Part #
2615D	720500
2615E	720600
2630	714222
2631	714000
2632	714333
2633	717444
2634	718555
2635	714666
2636C	847444
2636D	847555
2636E	847666
2638	716000
2641	719220
2642	712330
2643	719240
2644	712550
2645	712660
2647BBB	763333
2648	715000
2652	712340
2653	712460
2653CA	712420
2659	820230
2663	717223
2665	718332
2666	717334
2667	717224
2669EEC	717664
2670	762000
2681	716300
2682	716330
2687CEE	717466
2688B	715300
2696AAA	762222
2696EEB	762663
2698BB	711033
2698CB	711043
2698CC	711044
2698EE	711066
2729	744240
2730	744440
2731	744250
2732	744450
2733	744460
2734	744660
2735	744860
2736	744880
2737	721340
2738	721440
2739	721540
2741	721550
2742	721650
2743	721660
2746	724440
2747	724540
2748	724660
2749	731250
2749CD	731450
2765	741440
2766	741540
2768	741660
2770	742440
2771	742540
2772	742660
2776	750400

# INTERCHANGE - EVERCO (CONT.) / FMSI / S.U.R. & R.

EVERCO Part #	Edelmann Part #
2777	750500
2778	750600
2779	750800
2835	724560
2838	721560
2878	731460
3001B	276000
3005B	275300
3006B	274000
3009B	272330
3014	265000
3021B	266000
3022B	267000
3023B	268000
3024B	271300
3025B	270300
3026B	271330
3027B	272340
3028B	270330
3029	263000
3030	264000
6660C	916040
6660E	916060
6660F	916080
6660G	916090
6660H	916092
6661C	916140
6661E	916160
6661F	916180
6661G	916190
6661H	916192
6662C	916240
6662E	916260
6662F	916280
6662G	916290
6662H	916292
6664C	916440
6664E	916460
6664F	916480
6664G	916490
6665C	916540
6665E	916560
6665F	916580
6666C	916642
6666E	916664
6666EE	916666
6666F	916686
6667EE	917964
6667EEE	917966
6667FF	917986
6668C	916842
6668CC	916844
6668CCC	916846
6668E	916862
6668EE	916864
6668EEE	916866
6668EEEE	916868
6668F	916884
6668FF	916886
6668FFF	916888
6668G	916806
6668GG	916808
6668H	916828
6669C	916942
6669CC	916944

EVERCO Part #	Edelmann Part #
6669CCC	916946
6669E	916964
6669EE	916966
6669EEE	916962
6669F	916986
6669FF	916988
6669FFF	916984
6669G	916908
6669GG	916906
6671C	917142
6671E	917164
6672C	917242
6672E	917264
6672F	917286
6745	470400
6749	469400
6754	469600
6805	930040
7727	265401
7732	265400
7817	265301
7818	258340
7819	258350
7830	258302
7831	258303
7832	258450
7833	258403
7834	258560
7840	258650
7845	258307

FMSI Part #	Edelmann Part #
3000	121003
3001	121030
3002	123300
3003	121004
3004	121040
3005	123400
3006	121005
3007	123500
3015	121006
3018	123600
3022	121034
3023	121072
3024	121039
3025	121049
3026	121045
3028	276010
3039	271300
3040	276011
3041	276012
3042	276013
3043	121071
3044	274000
3045	270300
3047	275300
3232	258340
3233	258450
3235	258430
3251	263000
3253	265000
3255	272330
3410	276014
3411	276110
3411	121071
3413	121071
3413	121068
3414	121071
3415	121004
3417	121050
3417	130333
3418	258560
3419	258650
3420	121071
3421	276015
3422	276016
3424	121003
3432	276017
3439	121072
3441	121003
3449	121071
3463	276110
3472	130444
3479	270330
3481	124320
3482	124420
3483	124440
3484	124520
3485	124540
3486	124640
4202	258306
4601	258307
4603	258540
4604	267000
4605	268000
4606	266000

S.U.R. & R. Part #	Edelmann Part #
BR105	121003
BR1150	121004
BR135	121030
BR1400	121040
BR145	121034
BR150	121072
BR155	121039
BR1600	121049
BR1650	121045
BR170	276014
BR210	121071
BR2200	276015
BR230	276010
BR235	276011
BR240	276012
BR245	276013
BR250	276110
BR2500	276017
BR255	276010
BR270	121050
BR405	123300
BR4100	123400
BR435	274000
BR450	276000
BR500	270300
BR505	271300
BR510	266000
BR550	258340
BR555	258350
BR560	258302
BREZ100	3300CN
BREZ100100	3300CN100
BREZ10050	3300CN50
BREZ14	298CN
BREZ200	3400CN
BREZ200100	3400CN100
BREZ20050	3400CN50
BREZ300	3500CN
BREZ316	297CN
BREZ400	3600CN



# INTERCHANGE - WEATHERHEAD

Weatherhead Part #	Edelmann Part #
41X3	141300
41X4	141400
41X5	141500
41X6	141600
41X8	141800
42X3	142300
42X4	142400
42X5	142500
42X6	142600
42X8	142800
42X10	142900
44X3	144300
44X4	144400
44X8	144800
46X3	146320
46X4	146420
46X5	146520
46X5X4	146540
46X6	146640
46X6X2	146620
46X6X6	146660
46X6X8	146680
48X3	148320
48X4	148420
48X4X4	148440
48X5	148520
48X5X4	148540
48X6	148640
48X6X2	148620
48X6X6	148660
48X6X8	148680
48X8	148860
48X8X4	148840
48X8X8	148880
48X10	148908
49X3	149320
49X4	149420
49X4X4	149440
49X5	149520
49X5X4	149540
49X6	149640
49X6X2	149620
49X6X6	149660
49X6X8	149680
49X8	149860
49X8X8	149880
49X10	149908
49X12	149928
50X4	150420
54X5	154520
54X6	154640
54X8	154860
55X5	155500
55X6	155600
55X8	155800
59X4	108400
60X2	160200
60X3	160300
60X4	160400
60X5	160500
60X6	160600
60X7	160700
60X8	160800
60X10	160900
60X12	160920

Weatherhead Part #	Edelmann Part #
61X2	161200
61X3	161300
61X4	161400
61X5	161500
61X6	161600
61X7	161700
61X8	161800
61X10	161900
61X12	161920
62X2	162200
62X3	162300
62X4	162400
62X5	162500
62X6	162600
62X8	162800
62X10	162900
62X12	162920
64X3	164300
64X4	164400
64X5	164500
64X6	164600
64X8	164800
65X3	165300
65X4	165400
65X5	165500
65X6	165600
65X8	165800
66X2	166220
66X3	166320
66X4	166420
66X4X4	166440
66X5	166520
66X5X4	166540
66X6	166640
66X6X2	166620
66X8	166860
68X2	168220
68X3	168320
68X4	168420
68X4X4	168440
68X5	168520
68X5X4	168540
68X6	168640
68X6X2	168620
68X6X6	168660
68X6X8	168680
68X8	168860
68X8X8	168880
68X10	168908
69X2	169220
69X3	169320
69X4	169420
69X4X4	169440
69X5	169520
69X5X4	169540
69X6	169640
69X6X2	169620
69X6X6	169660
69X8	169860
69X8X4	169840
69X8X8	169880
69X10	169908
70X4	170420
70X6	170640
71X5	171520

Weatherhead Part #	Edelmann Part #
72X3	172320
72X4	172420
72X4X4X4	172440
72X5	172520
72X6	172640
72X8	172860
100X3	121300
100X4	121400
100X5	121500
100X6	121600
100X8	121800
105X2	121002
105X3	121003
105X4	121004
105X5	121005
105X6	121006
105X6X7	121067
108	313800
111	321000
113	322000
114	326000
115	327000
116	329000
117	328000
120	308400
130	301200
135	310200
135	303400
145	311400
150	307200
190	303400
230	309600
270	312600
131X3	120300
131X4	120400
131X5	120500
131X6	120600
202X2	124220
202X3	124320
202X4	124420
202X4X4	124440
202X5	124520
202X5X4	124540
202X6	124640
202X6X2	124620
202X6X6	124660
202X8	124860
202X8X8	124880
252X2	126220
252X3	126320
252X4	126420
252X5	126520
252X6	126640
252X8	126860
302X2	123200
302X3	123300
302X4	123400
302X5	123500
302X6	123600
302X8	123800
352X3	125320
352X4	125420
352X5	125520
352X6	125640
402X2	122220

Weatherhead Part #	Edelmann Part #
402X3	122320
402X4	122420
402X4X4	122440
402X5	122520
402X5X4	122540
402X6	122640
402X6X2	122620
402X6X6	122660
402X8	122860
702X2	130222
702X3	130333
702X4	130444
702X5	130555
702X6	130666
1064X4	847444
1064X6	847666
1074	265500
1110X3	141030
1110X4	141040
1110X5	141050
1110X6	141060
1110X8	141080
1390X6	927764
1390X6X6	927766
1390X8	927786
1391X6X6	928066
1403	822440
1405	822550
1406	822560
1407	822660
1424	301200
1425	303400
1426	309600
1428	251550
1429	251660
1441	272330
1442	271300
1443	270300
1460X4	916040
1460X6	916060
1460X8	916080
1460X10	916090
1460X12	916092
1461X10	916190
1461X12	916192
1461X4	916140
1461X6	916160
1461X8	916180
1462X4	916240
1462X6	916260
1462X8	916280
1462X10	916290
1462X12	916292
1464X4	916440
1464X6	916460
1464X8	916480
1465X6	916560
1465X8	916580
1466X6	916664
1466X6X2	916662
1466X6X6	916666
1466X8	916686
1468X4	916842
1468X4X4	916844
1468X4X6	916846

# INTERCHANGE - WEATHERHEAD (CONT.)

Weatherhead Part #	Edelmann Part #
1468X6	916864
1468X6X2	916862
1468X6X6	916866
1468X6X8	916868
1468X8	916886
1468X8X4	916884
1468X8X8	916888
1468X10	916808
1468X10X6	916806
1468X12	916828
1468X12X12	916892
1469X4	916942
1469X4X4	916944
1469X4X6	916946
1469X6	916964
1469X6X2	916962
1469X6X6	916966
1469X6X8	916968
1469X8	916986
1469X8X4	916984
1469X8X8	916988
1469X10	916908
1469X10X6	916906
1469X12	916928
1471X4	917142
1471X6	917164
1472X4	917242
1472X6	917264
1472X6X6X6	917266
1472X8	917286
1474X4	911440
1474X8	911480
1480X6	917964
1480X6X6	917966
1480X8	917986
1480X10	917908
1484X4	916340
1484X6	916360
1484X8	916380
1484X10	916390
1484X12	916392
1513	260420
1514	261520
1518	252430
1522	252440
1537	844240
1541	820230
1551	820250
1555	820450
1556	831250
1557	831450
1560	821550
1561	821650
1563	252660
1564	846460
1565	846260
1566	846660
1568	821560
1570	821660
1571	831460
1572	831260
1581	844440
1582	831240
1594	275300
1597	254210

Weatherhead Part #	Edelmann Part #
1598	821450
1900	716000
1901	715000
1902	714333
1903	717444
1906	718555
1908	717664
1911	719220
1912	712330
1913	719240
1914	712340
1915	712460
1916	714222
1917	717223
1918	717224
1919	714000
1920	718332
1921	717334
1922	714666
1924	712420
1925	712550
1927	712660
1929	711033
1931	711044
1945	717466
1948	716300
1949	716330
1950	715300
3129X2	208200
3129X4	208400
3129X6	208600
3150X2	217200
3150X4	217400
3150X6	217600
3151X2	221200
3151X4	221400
3151X6	221600
3151X8	221800
3152X12	209920
3152X2	209200
3152X4	209400
3152X6	209600
3152X8	209800
3171X4	120400
3171X6	120600
3200X2	220220
3200X4	220440
3200X4X2	220420
3200X6	220660
3200X6X4	220640
3200X8X6	220860
3220X12X6	210926
3220X12X8	210928
3220X4X2	210420
3220X6X2	210620
3220X6X4	210640
3220X8X2	210820
3220X8X4	210840
3220X8X6	210860
3300X2	203200
3300X4	203400
3300X4X2	219420
3300X6	203600
3300X6X2	219620
3300X6X4	219640

Weatherhead Part #	Edelmann Part #
3300X8	203800
3300X8X6	219860
3325X2	222220
3325X4	222440
3325X4X2	222420
3325X6	222660
3325X6X4	222640
3325X8	222880
3326X2	212200
3326X4	212400
3326X6	212600
3326X8	212800
3327X2	213210
3327X4	213410
3327X6	213610
3328X2	213220
3328X4	213420
3328X6	213620
3328X8	213820
3329X2	213230
3329X4	213430
3329X6	213630
3329X8	213830
3330X2	213240
3330X4	213440
3330X6	213640
3331X2	213250
3331X4	213450
3331X6	213650
3350X2	224200
3350X4	224400
3350X6	224600
3400X2	216200
3400X4	216400
3400X4X2	216420
3400X6	216600
3400X8	216800
3500X2	200200
3500X4	200400
3500X6	200600
3500X8	200800
3600X2	228200
3600X4	228400
3600X6	228600
3700X2	201200
3700X4	201400
3700X6	201600
3700X8	201800
3750X2	227200
3750X4	227400
3750X6	227600
3950X2	202200
3950X4	202400
3950X6	202600
6100X2	111200
6100X3	111300
6100X4	111400
6100X5	111500
6100X6	111600
6200X2	112220
6200X3	112320
6200X4	112420
6200X5	112520
6400X3	115320
6400X4	115420

Weatherhead Part #	Edelmann Part #
6709	469600
6747	470400
6749	469400
6804	331220
6809	332440
6815	377440
6820	548220
6824	348220
6825	549440
6828	350440
6829	349440
6891	341200
6892	342400
6893	343600
7105X3	171300
7105X4	171400
7105X5	171500
7105X6	171600
7165X3	170300
7165X4	170400
7165X5	170500
7165X6	170600
7305X3	173300
7305X4	173400
7305X5	173500
7305X6	173600
7727	265401
7732	265400
7817	265301
7818	258340
7828	258430
7829	258450
7896X3	121030
7896X4	121040
7898	127444
7900	127333
7904	127031
7905	127032
7906	127033
7908	258403
7909	258350
7910	258303
7911	258302
7912	258306
7913	258307
7914	127034
7915	258650
7916	258560
7917	258540
7921	273000
7933	127030
7934A	274000
7970	271330
7971	272340
7972	263000
7973	264000
7974	265000
7975	276000
7976	270330
05703B102	820230
05704B102	844240
05704B104	844440
05704BC02	831240
05705B102	820250
05705B104	820450

# INTERCHANGE - WEATHERHEAD (CONT.)

Weatherhead Part #	Edelmann Part #
05705B1560	821550
05705B1561	821650
05705BC02	831250
05705BC04	831450
05706B102	846260
05706B104	846460
05706B1568	821560
05706B1570	821660
05706BC02	831260
05706BC04	831460
10004B102	744240
10004B104	744440
10004B304	742440
10004B305	742540
10004B404	741440
10004B405	741540
10004BA03	724340
10004BA04	724440
10004BA05	724540
10004BB03	721340
10004BB04	721440
10004BB05	721540
10004BY04	750400
10005B102	744250
10005B104	744450
10005B305	842550
10005BB05	721550
10005BB06	721650
10005BC02	731250
10005BC04	731450
10005BY05	750500
10006B104	744460
10006B106	744660
10006B306	742660
10006B406	741660
10006BA05	724560
10006BA06	724660
10006BB05	721560
10006BB06	721660
10006BC04	731460
10006BY06	750600
10008B108	744880
10008BY08	750800
33806A	926060
33806B	926160
33806BY06	926260
33806BY26	926866
33806BY28	926868
33806BY34	936864
33806BY36	936866
33806BY38	936868
33806BY76	926660
33806BY84	927864
33808B	926180
33808BY08	926280
33808BY26	926886
33808BY28	926888
33808BY36	936886
33808BY38	936888
33808BY78	926680
33808BY86	927886
142160	930040
A655	502520
A660	506520
A664	429520

Weatherhead Part #	Edelmann Part #
A6764	457640
A6769	428400
A6770	521500
A6774	430500
A6779	458600
A690	505420
A694	427420
C3059X2	211200
C3059X4	211400
C3159X4	120400
C3159X6	120600
C3169X2	226200
C3169X4	226400
C3171X4	120400
C3171X6	120600
C3179X2	221200
C3179X4	221400
C3179X6	221600
C3179X8	221800
C632X	405MT
CA631	1050
CA632	405
NT10002	PFT2A
NT10004	PFT4A
NT10005	PFT5A
NT10006	PFT6B
NT10008	PFT8B
SS87	122
W05465	908642
W05498	908284
W05730	908286
W14630	935000
W15310	338400
W17709	908663
W21204	908643
W76150	931300
W79850	931100



**EDELMANN®**

Plews & Edelmann  
1550 Franklin Grove Rd.  
Dixon, IL 61021 USA  
Phone: (800) 770-4639  
Fax: (815) 673-7019  
[www.plews-edelmann.com](http://www.plews-edelmann.com)

©2021 Printed in USA